



PRODUCT CATALOGUE

PRODUCT CATALOGUE

Version 2

IBK
Ingenieur-Büro Kötter GmbH
Am Leveloh 13
D-45549 Sprockhövel

phone +49 (0)2324 974 330
fax +49 (0)2324 974 359
www.ibk-technik.de
info@ibk-technik.de

Business executive: Dipl.-Ing. Uwe Kötter
Registered office: D-45549 Sprockhövel
Controlling authority: District court Essen 89 HRB 15536














IBK ON THE INTERNET:
www.ibk-technik.de



All information in this catalogue is for your first impression. Technical data and product design can change without notification. Printed colors of our products can be different from real products. We assess, that all products can be changed, optimized and out of sale without any notification.

All content in this catalogue is protected by law. You are not allowed to copy any content without our permission. This applies especially for use in business. Please contact us, if you need more information, or if you want to be a business associate of IBK.

©IBK, Ingenieur-Büro Kötter GmbH • Design, layout, photos: pro-e-fact / www.pro-e-fact.de

| | | | |
|------------------------------------|-----------|---|--|
| IBK GmbH | 4 | | |
| Modular systems | 6 | | |
| Modular piston pumps | 8 |  | |
| Piston pumps 30-20 up to 75-160 | 10 | | |
| Piston pumps 4-220 up to 30-640 | 11 | | |
| Advices for piston pumps | 12 | | |
| Regulators • Manometers | 13 |  | |
| Air regulators | 14 | | |
| Fluid regulators | 15 | | |
| Manometers | 16 | | |
| Trolleys • Brackets | 17 |  | |
| Trolleys | 18 | | |
| Elevators up to 50 kg | 19 | | |
| Elevators up to 100 kg | 20 | | |
| Wall brackets for piston pumps | 21 | | |
| Suction systems | 23 |  | |
| Suction elbows • Distributors | 24 | | |
| Suction tubes rigid | 25 | | |
| Suction hoses flexible | 26 | | |
| Suction cups | 27 |  | |
| 6 litres | 28 | | |
| 25 • 30 Litres | 29 | | |
| Accessories | 30 | | |
| Check valves | 31 |  | |
| Suction systems • Material outlet | 32 | | |
| Agitators | 33 |  | |
| Agitators with vane motors | 34 | | |
| Agitators with ECO-LINE motors | 35 | | |
| Individual agitators | 36 | | |
| Motor efficiency test | 37 | | |
| Air driven vane motors | 38 | | |
| ECO-Line motors | 39 | | |
| Connectors • Shafts | 40 | | |
| Agitator stirring elements | 41 | | |
| Special adapters • Adapters | 42 | | |
| Brackets • Traverses | 43 | | |
| Container lids | 44 | | |
| Filter systems | 45 |  | |
| Inline filters | 46 | | |
| HP-filters | 47 | | |
| HP-double filters • Filter inserts | 48 | | |
| Distributors | 49 |  | |
| Fast coupling • Flushing valve | 50 | | |
| Distributors • Mixers | 51 | | |
| Ball valves | 52 | | |
| Spray guns • Valves | 53 |  | |
| Spray guns | 54 | | |
| Handle filters • Bracket | 55 | | |
| AA-Spray guns • Valves | 56 | | |
| Distributor blocks • Accessories | 58 | | |
| Tips | 60 | | |
| Adapters • Connectors | 61 |  | |
| Standard adapters | 62 | | |
| Double connectors • Reducers | 63 | | |
| Double conn. • Adapters adjustable | 64 | | |
| Swivel joints | 65 |  | |
| Ball bearing swivel joints | 66 | | |
| Hoses | 67 |  | |
| HP-hoses • LP-hoses | 68 | | |
| Cleaning • Maintenance | 69 |  | |
| Cleaning accessories | 70 | | |
| Lubricant • Anti-freeze | 70 | | |
| Modular spraying systems | 72 |  | |
| Spray-Packs | 74 | | |
| Double membrane- • Barrel pumps | 75 | | |
| IBK Lines | 76 |  | |
| Basic Line | 78 | | |
| Spray-Pack Line | 79 | | |
| Advance Line | 80 | | |
| Master Line | 81 | | |
| Heavy Line | 82 | | |
| Extreme Line | 83 | | |
| 2K/3K application systems | 84 |  | |
| Certificate | 85 |  | |
| Legal notices | 86 |  | |
| Legend | 87 |  | |

Made by IBK

Our family-operated IBK team can draw on the experience in construction and manufacturing of nearly 70 years. In all the time we always have integrated newest technologies. The passion for spray systems, complete painting systems and components for user-friendly surface coating is realized from our specialists every day.

From our principal office in Sprockhövel, Germany, we supervise our international network of business partners and develop optimized customer solutions in close contact with our partners. To achieve this goal, we demand highest standards of ourself, our products and our services.

The IBK customer promise and the advantages for you:



Flexibility

Our product portfolio is based on a complete modular system, in which individual custom requirements can be implemented easily. Every IBK air driven motor can be combined with every IBK hydraulic section - this offers over 70 combinations. Even if your production requirements are changing, only the motor or the hydraulic part can be changed without the need to renew the complete piston pump or spray system. Another advantage is that all piston pumps can be modified from a stationary wall mounting to a mobile system on a trolley.

Elevators for all containers up to 1000l (IBC) in combination with suitable agitators offer much more individual possibilities.





Sustainability

Elaborated constructions, optimized manufacturing and continuous advancement lead to economically and resource-saving production of all of our components. We can provide highest quality standards and longlife usability with sturdy and perfectly selected materials in all IBK products. Our goal is a long-term business relation with customers and partners, which can grow with time. The IBK quality standard is confirmed by our certification of Bureau Veritas.



Ability to react

A sustained production is the base for long-dated competitiveness. Our optimized storage system for components and spare parts enables shortest delivery times. Normally spare parts are delivered on the day of ordering to our business partner or directly to the end customer.



Reliability

A fair and collaborative business relation is a key feature of our philosophy. We rely on the highest transparency and constant traceability of all processes.

We are looking ahead! Therefore we are in close communication with our worldwide partners and customers to optimize our products and services continuously.

Our modular systems allow you to build cost-efficient system solutions, which are perfectly configured for your individual production requirements.



Choose

Combine




With the IBK modular systems your spraying equipment can be easily adapted to future requests in manufacturing - without changing everything.



Upgrade



Change



With our modular systems we also go one step further on piston pumps. Air driven motors and hydraulic sections can be combined flexibly. This offers various possibilities of system expansion and conversion at any time.



Maximum flexibility
Maximum efficiency
Individual systems

Perfection starts with design. Carefully selected materials and absolutely no compromises in manufacturing - that is the IBK high-end standard. A permanent stock of spare parts minimizes service- and repair times.



Individual upgrading
Low cost system changes
Customizable components

Piston pumps

| Type | Hydraulic section | | Air driven motor | | Weight | Item no. | Price |
|---------------|-------------------|-----------------------------|------------------|-----------------|--------|----------------|------------|
| i-Q | Description | Pressure [bar] [#] | Description | Consump. [L/DS] | [kg] | | |
| 30-20 | P20 | 240 | D80 | 4,6 | 12,2 | 4103020 | on request |
| 40-20 | P20 | 320 | D100 | 7,4 | 12,7 | 4104020 | |
| 75-20 | P20 | 450** | D125 | 11,7 | 13,7 | 4107520 | |
| 20-35 | P35 | 160 | D80 | 4,6 | 12,0 | 4102035 | |
| 30-35 | P35 | 240 | D100 | 7,4 | 12,5 | 4103035 | |
| 40-35 | P35 | 320 | D125 | 11,7 | 13,5 | 4104035 | |
| 65-35 | P35 | 390 | D160 | 19,4 | 15,0 | 4106535 | |
| 12-50 | P50 | 96 | D80 | 4,6 | 13,6 | 4101250 | |
| 20-50 | P50 | 160 | D100 | 7,4 | 14,1 | 4102050 | |
| 30-50 | P50 | 240 | D125 | 11,7 | 15,1 | 4103050 | |
| 45-50 | P50 | 360 | D160 | 19,4 | 16,6 | 4104550 | |
| 75-50 | P50 | 450** | D200 | 30,5 | 18,9 | 4107550 | |
| 8-80 | P80 | 64 | D80 | 4,6 | 14,9 | 4100880 | |
| 12-80 | P80 | 96 | D100 | 7,4 | 15,4 | 4101280 | |
| 20-80 | P80 | 160 | D125 | 11,7 | 16,4 | 4102080 | |
| 30-80 | P80 | 240 | D160 | 19,4 | 17,9 | 4103080 | |
| 45-80 | P80V | 360 | D200 | 30,5 | 21,2 | 4104580 | |
| 75-80 | P80SV | 450** | D250 | 48,0 | 38,3 | 4107580 | |
| 5-110 | P110 | 40 | D80 | 4,6 | 15,6 | 4105110 | |
| 8-110 | P110 | 64 | D100 | 7,4 | 16,1 | 4108110 | |
| 12-110 | P110 | 96 | D125 | 11,7 | 17,1 | 4112110 | |
| 20-110 | P110 | 160 | D160 | 19,4 | 18,6 | 4120110 | |
| 33-110 | P110 | 264 | D200 | 30,5 | 20,9 | 4133110 | |
| 54-110 | P110SV | 432 | D250 | 48,0 | 39,7 | 4154110 | |
| 80-110 | P110SV | 480** | D320 | 77,0 | 47,7 | 4180110 | |
| 6-160 | P160 | 48 | D80L | 9,2 | 18,0 | 4106160 | |
| 10-160 | P160 | 80 | D100L | 14,8 | 18,5 | 4110160 | |
| 18-160 | P160 | 144 | D125L | 23,4 | 19,9 | 4118160 | |
| 30-160 | P160 | 240 | D160L | 38,8 | 21,3 | 4130160 | |
| 45-160 | P160V | 360 | D200L | 61,0 | 25,5 | 4145160 | |
| 75-160 | P160SV | 450** | D250LS | 96,0 | 44,4 | 4175160 | |

[#] Efficiency depends on material, ****** Explanations and technical facts on page 12

| Piston pumps | | | | | | | |
|---------------|-------------------|-----------------------------|------------------|-----------------|--------|----------------|-------------------|
| Type | Hydraulic section | | Air driven motor | | Weight | Item no. | Price |
| i-Q | Description | Pressure [bar] [#] | Description | Consump. [L/DS] | [kg] | | |
| 4-220 | P220 | 32 | D80L | 9,2 | 19,0 | 4104220 | on request |
| 6-220 | P220 | 48 | D100L | 14,8 | 19,5 | 4106220 | |
| 12-220 | P220 | 96 | D125L | 23,4 | 20,9 | 4112220 | |
| 20-220 | P220 | 160 | D160L | 38,8 | 22,3 | 4120220 | |
| 33-220 | P220 | 264 | D200L | 61,0 | 24,9 | 4133220 | |
| 54-220 | P220SV | 432** | D250LS | 96,0 | 45,9 | 4154220 | |
| 80-220 | P220SV | 480** | D320LS | 154,0 | 54,5 | 4180220 | |
| 2-320 | P320S | 16 | D80LS | 9,2 | 38,2 | 4102320 | |
| 5-320 | P320S | 40 | D100LS | 14,8 | 38,7 | 4105320 | |
| 10-320 | P320S | 80 | D125LS | 23,4 | 40,1 | 4110320 | |
| 15-320 | P320S | 120 | D160LS | 38,8 | 41,4 | 4115320 | |
| 25-320 | P320S | 200 | D200LS | 61,0 | 44,1 | 4125320 | |
| 38-320 | P320 | 304 | D250L | 96,0 | 60,0 | 4138320 | |
| 63-320 | P320 | 378** | D320L | 154,0 | 68,6 | 4163320 | |
| 3-440 | P440S | 24 | D100LS | 14,8 | 38,1 | 4103440 | |
| 6-440 | P440S | 48 | D125LS | 23,4 | 39,5 | 4106440 | |
| 10-440 | P440S | 80 | D160LS | 38,8 | 40,9 | 4110440 | |
| 18-440 | P440S | 144 | D200LS | 61,0 | 43,5 | 4118440 | |
| 28-440 | P440 | 224 | D250L | 96,0 | 59,4 | 4128440 | |
| 45-440 | P440 | 360 | D320L | 154,0 | 68,0 | 4145440 | |
| 3-640 | P640S | 24 | D125LS | 23,4 | 49,9 | 4103640 | |
| 6-640 | P640S | 48 | D160LS | 38,8 | 51,3 | 4106640 | |
| 8-640 | P640S | 64 | D200LS | 61,0 | 53,9 | 4108640 | |
| 15-640 | P640 | 120 | D250L | 96,0 | 69,8 | 4115640 | |
| 30-640 | P640 | 240 | D320L | 154,0 | 78,4 | 4130640 | |

[#] Efficiency depends on material, ****** Explanations and technical facts on page 12

Advices for piston pumps

Product advantages:

All of our piston pumps conform to strict industry standards and all hydraulic sections are made from high-grade stainless steel. Longlife and robust constructions guarantee minimal service effort. With our modular system you can mostly combine all hydraulic sections with all of our air driven motors. This ensures the flexibility to change only the motor or the hydraulic section, if your manufacturing requirements are changing. With optional material selection and special surface processing, IBK piston pumps can be used within the food and pharmaceutical industry.

- The material output is adjustable (45°-steps) for flexible positioning
- The lubricant chamber can be filled variably
- The lubricant inspection glass shows the fluid level and condition of the lubricant
- With optional shroud with G2 connection an air gate to emission-free areas is possible
- All piston pumps are equipped with a secure valve and set to 8 bar, **6 bar or on customer request

Compressed air connection:

- Air driven motors D80 - D200L = G3/8i
- Air driven motors D250 - D320L = G1i

Material input:

- Hydraulic sections P20 - P220 = M36x2a IK60°
- Hydraulic sections P320 - P640 = G1½i or on request M36x2a IK60°

Material output:

- Hydraulic sections P20 - P640 = M22x1,5i - with adjustable double connector: M16x1,5a IK60° or G3/8a IK60°
- Hydraulic sections P320 - P640 optional adapted to G3/4i

- Air driven motors D80 - D320 = Stroke 64mm
- Air driven motors D80L - D320L = Stroke 128mm
- Air driven motors D125LS - D320LS = changed adapting (air driven motor - hydraulic section)
- Hydraulic sections P20 - P110 = Stroke 64mm
- Hydraulic sections P160 - P640 = Stroke 128mm
- Hydraulic sections P80S - P640S = changed adapting (air driven motor - hydraulic section)

With the additional „Spray-Pack“ (SP) the air driven motors D80 - D200 and the hydraulic sections P20 - P110 are working within several combinations. The additional „V“ marks the enhanced version, made for extreme conditions.

Delivery scope:

- Piston pump, wall bracket, secure valve, 250 ml lubricant, manual, parts list, sectional drawing and the certificate of conformity (COC)

Table legend:

- Type = Designation of transmission and conveying capacity per double stroke
- i = Ratio of the effective piston surface (air driven motor : hydraulic section)
- Q = Conveying capacity, cm³ per double stroke
- bar = Feed pressure max. on 8 bar or **6 bar working pressure on the air driven motor
- L/DS = Consumption of the air driven motor on 6 bar (litre per double stroke)






REGULATORS MANOMETERS



Air regulators

| | Item | Item no. ¹ | Price |
|---|---|-----------------------|-----------------------|
|  | Air regulator for airless control range 0-10 bar - with manometer (bar, psi) - 7,2 plug - G3/8o | 3500801 s | |
|  | Air regulator for airless control range 0-10 bar - with manometer (bar, psi) - incl. safety plate with safety instruction - 7,2 plug - G3/8o | 3500828 s | |
|  | Safety plate for air regulator (no fig.) with safety instruction | 0004907 s | |
|  | Air regulator for airless control range 0-12 bar - with manometer (bar, psi) - G1i - G1i | 3500809 s | on request |
|  | Twin air regulator for AirCombi control range 0-10 bar - 2 manometers (bar/psi) - incl. water seperator - 7,2 plug - G3/8o - G1/4o IC60° | 3500802 s | |
|  | Twin air regulator for AirCombi control range 0-10 bar - 2 manometers (bar/psi) - incl. water seperator - incl. safety plate with safety instructions - 7,2 plug - G3/8o - G1/4o IC60° | 3500829 s | |
|  | Air-Stop safety valve PN10 - 2x G1/2i - reset control valve avoids to run dry - manual adjustable (no fig.) | 1028004 s | |
| | Safety plate for twin air regulator with safety instructions | 0004908 s | |
| | Other versions on request | | |

Fluid regulators

| Item | Item no. ¹ | Price | |
|--|---|-----------------------|---|
| <p>Low pressure regulator PN 20 - control range 0-10 bar - mechanical - stainless steel - In G3/8o IC60° - Out G3/8o IC60° - G1/4i for manometer</p> <ul style="list-style-type: none"> • with manometer • with manometer - HM seat • without manometer • without manometer - HM seat | <p>6000010 s 6000018 s 6000011 s 6000017 s</p> | |  |
| <p>Low pressure regulator PN 20 - control range 0-10 bar - pneumatic - stainless steel - In G3/8o IC60° - Out G3/8o IC60° - G1/4i for manometer</p> <ul style="list-style-type: none"> • with manometer • with manometer - HM seat • without manometer • without manometer - HM seat | <p>6000012 s 6000019 s 6000013 s 6000015 s</p> | |  |
| <p>Fluid pressure regulator PN250 - stainless steel - In M16x1,5i - Out M16x1,5o IC60° - M16x1,5i for manometer</p> <ul style="list-style-type: none"> • control range 10-70 bar • control range 70-140 bar • control range 110-250 bar | <p>3500826 3500806 3500816</p> | <p>on request</p> |  |
| <p>Fluid pressure regulator PN250 - stainless steel - In M16x1,5i - Out M16x1,5o IC60° - G1/2 for membrane manometer</p> <ul style="list-style-type: none"> • control range 10-70 bar • control range 70-140 bar • control range 110-250 bar | <p>3500832 3500833 3500818</p> | |  |
| <p>Fluid back pressure regulator PN250 - stainless steel - In M16x1,5i - Out M16x1,5i - M16x1,5i for manometer</p> <ul style="list-style-type: none"> • control range 10-70 bar • control range 70-140 bar • control range 110-250 bar <p>Other versions on request</p> | <p>3500827 3500807 3500817</p> | |  |

Manometers

| Item | Item no. ¹ | Price |
|---|------------------------|-------------------|
| Manometer • PN 0 - 12bar - Ø 50 - G1/8o back - plastic - for air- and double air regulator • PN 0 up to -1bar - Ø 63 - G1/4o bottom - for vacuum measuring | 2700810 s 2700806 s | |
| Manometer - stainless steel • PN 0 - 10bar - Ø 63 - G1/8 bottom • PN 0 - 250bar - Ø 63 - G1/4 bottom - GLY | 2700811 s 2700804 s | |
| Manometer with membrane - stainless steel • PN 0 - 250bar - Ø 63 - G1/2 bottom - GLY • PN 0 - 400bar - Ø 63 - G1/2 bottom - GLY | 2700817 s 2700818 s | |
| Manometer combination complete - stainless steel • PN 0 - 250bar - SN M16x1,5o IC60° - M16x1,5 SC - GLY - incl. manometer 2700804 | 2700801 s | on request |
| Manometer combination for vacuum measuring complete • PN 0 up to -1bar - SN M36x2 SC60° - incl. manometer 2700806 - for proofing hydraulic sections | 2700805 s | |
| Manometer mounting complete - incl. sealing ring - stainless steel • G3/8o IC60° - G1/4i Optional: Manometer (Item no. 2700804) | 1007025 | |

Other versions on request



Item 2700801



Item 2700805




Item 1007025

TROLLEYS • BRACKETS



Trolleys • Brackets

| | Item | Item no. ¹ | Price |
|--|---|-----------------------|-------------------|
|  | <p>Bracket „Light version“ epoxy-enhanced - for piston pumps with hydraulic sections P20 up to P50</p> | 2005023 s | |
|  | <p>Trolley „Standard“ steel - epoxy-enhanced - for piston pumps with hydraulic sections P20 up to P220 and all Spray-Pack versions</p> | 2005018 s | |
|  | <p>Trolley „Standard“ steel - epoxy-enhanced - for double membrane pumps - with height-adjustable mounting plate</p> | 2005052 s | on request |
|  | <p>Trolley „Type 630“ steel - epoxy-enhanced - for all piston pumps and other accessories</p> | 2005021 s | |
|  | <p>Trolley „Type 630“ steel - epoxy-enhanced - for all piston pumps and other accessories - with lockable steering rollers (page 20)</p> | 2005060 s | |
| | <p>Other versions on request</p> | | |

Elevators

| Item | Item no. ¹ | Price | |
|---|-----------------------|------------|--|
| Stand complete for agitators - height-adjustable - 10kg - 700 stroke - 30L container on base plate | 2005903 s | | |
| Manual elevator - stationary - 25kg - 480 stroke - on base plate (no fig.) | 2005926 s | | |
| Pneumatic elevator - stationary - 50kg - 425 stroke - on base plate (no fig.) | 2005927 s | | |
| Manual elevator - stationary - steel - epoxy-enhanced - 25kg - 480 stroke | 2005020 s | | |
| Manual elevator - mobile - steel - epoxy-enhanced - 25kg - 480 stroke - 30L container | 2005016 s | on request | |
| Pneumatic elevator - stationary - steel - epoxy-enhanced - 50kg - 425 stroke | 2005802 s | | |
| Pneumatic elevator - mobile - steel - epoxy-enhanced - 50kg - 425 stroke - 30L container | 2005801 s | | |
| Options: | | | |
| • Mounting plate - container lid and | | | |
| • piston pumps with hydraulic sec. P20 bis P110 | 3141820 s | | |
| • piston pumps with hydraulic sec. P160 bis P220 | 3141821 s | | |
| • Container lid - foldable - Ø 350 - 80 - Ø 55 - Ø 28,5 - G3/8i - mounting - universal hole pattern (p. 44) | 0051290 s | | |
| • Safety control (elevator / agitator) | 2005892 s | | |
| • Container centering - manual / pneumatic elevator 25/50kg - 30L container - adjustable | 2005965 s | | |
| • Rotary plate - 90° snap-in - for all stationary elevators 25/50kg (no fig.) | 2005992 s | | |
| Piston pumps (p. 10-11) | | | |
| Agitators (p. 33-36) / Mountings (p. 43) | | | |

Elevators



* Safety control, mounting plate and base plate optional



* Safety control, mounting plate, assembly kit, container centering and base plate (no fig.) optional

| Item | Item no. ¹ | Price |
|--|--|--------------------------|
| <p>Pneumatic elevator - stationary - aluminium - 100kg</p> <ul style="list-style-type: none"> • 550 stroke - 30L container • 950 stroke - 200L container and IBC-Container | <p>2005883 s</p> <p>2005813 s</p> | |
| <p>Options:</p> <ul style="list-style-type: none"> • Base plate with container centering - 200L • Wall bracket top • Wall bracket bottom • Safety control without agitator • Safety control with agitator • Safety control with agitator and timer • Mounting plate - container lid or IBK piston pump with hydraulic section P20 - P110 • Mounting plate - all IBK piston pumps • Container centering - 30L container - adjustable • Container centering - 200L container - adjustable • Mounting plate - container lid and piston pumps with hydraulic section P20 - P110 • Mounting plate - container lid and piston pumps with hydraulic section P160 - P220 • Container lid - Ø 630 - 200 - Ø 60 - Ø 28,5 - G3/8i - Mounting - universal hole pattern (p. 44) | <p>2005871 s</p> <p>2005835 s</p> <p>2005919 s</p> <p>2005880 s</p> <p>2005821 s</p> <p>2005964 s</p> <p>2005820 s</p> <p>2005872 s</p> <p>2005920 s</p> <p>2005825 s</p> <p>3141820 s</p> <p>3141821 s</p> <p>0051826 s</p> | <p>on request</p> |
| <ul style="list-style-type: none"> • Trolley „Type 630“ - epoxy-enhanced steel - with lockable steering rollers - for elevators 2005883 and 2005813 (see above) • Trolley „Type 630“ (p. 18) like 2005060 but without lockable steering rollers | <p>2005060 s</p> <p>2005021 s</p> | |
| <p>Options - trolley „Type 630“</p> <ul style="list-style-type: none"> • Assembly kit - trolley „630“ with pneumatic elevator 100kg consisting of base plate, retainer bracket and accessories • Base plate (mounting on top) • Base plate (mounting on bottom) incl. braces (only usable for trolley „630“ without lockable steering rollers) | <p>2005365 s</p> <p>2005362 s</p> <p>2005360 s</p> | |
| <p>Piston pumps (p. 10-11) Agitators (p. 33 - 36) Other versions on request</p> | | |

Wall brackets for piston pumps

| Item | Item no. | Price | |
|---|--------------------|------------------------------|---|
| <p>Wall bracket - epoxy-enhanced steel for piston pumps with hydraulic sections:</p> <ul style="list-style-type: none"> • P20-P50 / P20 Spray-Pack - P110 Spray-Pack | 2005804 | |  |
| <p>Wall bracket - epoxy-enhanced steel for piston pumps with hydraulic sections:</p> <ul style="list-style-type: none"> • clamping range Ø72-Ø76 - P80 - P220 • clamping range Ø56-Ø62 | 2005810 2005856 | <p>on request</p> |  |
| <p>Wall bracket - epoxy-enhanced steel for piston pumps with hydraulic sections:</p> <ul style="list-style-type: none"> • clamping range Ø85 - Ø91 - P320S - P640S | 2005840 | |  |
| <p>Wall bracket - epoxy-enhanced steel for piston pumps with air driven motors:</p> <ul style="list-style-type: none"> • D250 - D320L | 2005837 | |  |
| <p>Other versions on request</p> | | | |
| <p>All IBK wall brackets are made for direct mounting on IBK trolleys. On ordering of a complete piston pump, the correlating wall bracket is included in delivery.</p> | | | |

In these business segments IBK technology is used successfully.

**Metal
construction**

Automotive

Handicraft

**Machine
building**

**Wood &
Furniture**



Plastics


Agricultur

Offshore

Food

Pharmaceutics

SUCTION SYSTEMS



Suction elbows • Distributors

| | Item | Item no. ¹ | Price |
|--|---|---|-------|
| | <p>Suction elbow 180° - stainless steel</p> <ul style="list-style-type: none"> • Ø 21,3 - M36x2o IC60° - SN G3/4 SC60° • Ø 21,3 - M36x2o IC60° - SN G3/4 SC60° - incl. adapter to M25x1o IC60° • Ø 21,3 - M36x2o IC60° - SN M26x1,25 SC60° • Ø 26,9 - M36x2o IC60° - SN M36x2 SC60° | <p>3150016 s</p> <p>3150007 s</p> <p>3150025 s</p> <p>3141805 s</p> | |
| | <p>Suction elbow 90° - stainless steel</p> <ul style="list-style-type: none"> • Ø 21,3 - M36x2o IC60° - G1/2o • Ø 26,9 - M36x2o IC60° - G3/4o | <p>3150010 s</p> <p>3142120 s</p> | |
| | <p>Suction elbow 90° - stainless steel</p> <ul style="list-style-type: none"> • Ø 21,3 - M36x2o IC60° - SN G3/4 SC60° • Ø 26,9 - M36x2o IC60° - SN M36x2 SC60° - Length 150mm - short version | <p>3141833 s</p> <p>3141825 s</p> | |
| | <p>T-connector - stainless steel</p> <p>M36x2o IC60° - SN M36x2 SC60° - M36x2o IC60°</p> <ul style="list-style-type: none"> • suction cup and suction hose • 2x suction cup (no fig.) • 2x suction hose (no fig.) | <p>3142110 s</p> <p>3141806 s</p> <p>3142130 s</p> | |
| | <p>T-connector with drain system for circulation of the material - stainless steel</p> <ul style="list-style-type: none"> • SN M36x2 SC60° - M36x2o IC60° - M16x1,5o IC60° - ball valve 2x G3/8o IC60° - adjustable • SN M36x2 SC60° - G1o IC60° - M16x1,5o IC60° - ball valve 2x G3/8o IC60° - adjustable | <p>3141803 s</p> <p>3141855 s</p> | |
| | <p>* Back pressure regulator not included (p. 15)</p> | | |
| | <p>Distributor LP - DN20 - for 4 suction cups 6L or flexible suction systems - stainless steel</p> <ul style="list-style-type: none"> • 5x G3/4i - G3/8i | <p>2005980 s</p> | |
| | <p>Other versions on request</p> | | |

on request

Suction tubes rigid

| Item | Item no. | Price | | | |
|--|----------|-----------------------|--|--|--|
| Suction tube - Ø 22,0 - plastic | | | | | |
| • 292 - SN M36x2 SC60° - SF 1800µm | 3141012 | on request | | | |
| • 292 - SN M36x2 SC60° - SF 1000µm | 3141013 | | | | |
| • 420 - SN M36x2 SC60° - SF 1800µm | 3141001 | | | | |
| • 420 - SN M36x2 SC60° - SF 1000µm | 3141002 | | | | |
| • 420 - SN M30x1,5 SC60° - SF 1800µm | 3141008 | | | | |
| • 420 - SN M30x1,5 SC60° - SF 1000µm | 3141009 | | | | |
| • 420 - SN G3/4 SC60° - SF 1800µm | 3141021 | | | | |
| • 420 - SN G3/4 SC60° - SF 1000µm | 3141022 | | | | |
| Suction tube - Ø 26,9 - stainless steel | | | | | |
| • 420 - SN M36x2 SC60° - SF 1800µm | 3141006 | | | | |
| • 420 - SN M36x2 SC60° - SF 1000µm | 3141007 | | | | |
| • 820 - SN M36x2 SC60° - SF 1800µm | 3141943 | | | | |

Also available with integrated check valve (p. 32)





Other versions on request

Filters for suction tubes and hoses

| Item | Item no. | Price | |
|--|----------|-----------------------|--|
| Suction filter - plastic - stainless steel - for tubes Ø 20-22 - Ø 48 - 125 | | | |
| • 1800µm | 2011103 | on request | |
| • 1000µm | 2011104 | | |
| Suction filter - plastic - stainless steel - for tubes Ø 25,5 - Ø 48 - 125 | | | |
| • 1800µm | 2011114 | on request | |
| • 1000µm | 2011116 | | |
| Suction filter - plastic - stainless steel - for tubes Ø 26-28 - Ø 48 - 125 | | | |
| • 1800µm | 2011101 | on request | |
| • 1000µm | 2011102 | | |

SF=suction filter (1000µm=fine, 1800µm=coarse)

Suction hoses flexible

| | Item | Item no. ¹ | Price | |
|---|--|---|-------------------|--|
|  | Suction hose - DN25 - 1m - pipe elbow 90° - SN M36x2 SC60° - suction elbow 90° - 500 • SF 1800µm • SF 1000µm | 3142001 3142002 | on request | |
| | Suction hose - DN25 - 1,7m - pipe elbow 90° - SN M36x2 SC60° - suction elbow 90° - 900 • SF 1800µm • SF 1000µm | 3142003 3142026 | | |
| | Suction hose - DN19 - 1m - pipe elbow 90° - SN G3/4 SC60° - suction elbow 90° - 500 • SF 1800µm • SF 1000µm | 3142018 3142029 | | |
|  | Suction hose - DN25 - 1m - straight connection - SN M36x2 SC60° - suction elbow 90° - 500 • SF 1800µm • SF 1000µm | 3142015 3142025 | | |
| | Suction hose - DN19 - 1m - straight connection - SN G3/4 SC60° - suction elbow 90° - 500 • SF 1800µm • SF 1000µm | 3142030 3142033 | | |
| Suction filters on page 25 | | | | |
|  | Suction hose - DN25 - pipe elbow 90° - straight connection • SN M36x2 SC60° - SN M36x2 SC60° - 1,0m • SN M36x2 SC60° - SN M36x2 SC60° - 1,7m | 3142005 3142006 | | |
| | Suction hose - DN13 - straight connection - suction elbow 90° - 500 • SN M36x2 SC60° - M15x1o - 1,0m • SN M36x2 SC60° - M15x1o - 1,5m | 3142004 3142013 | | |
|  | Suction filter - stainless steel • M15x1i - 15 Mesh • M15x1i - 30 Mesh • M15x1i - 60 Mesh • M28x1,5i - 15 Mesh • G1/2i - 60 Mesh • G3/4i - 60 Mesh • G1i - 30 Mesh | 2011115 s 2011107 s 2011108 s 2011113 s 2011110 s 2011111 s 2011109 s | | |
| | Other versions on request | | | |

SUCTION CUPS




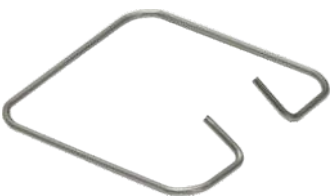



Suction cups

| | Item | Item no. ¹ | Price |
|---|---|------------------------|------------|
|  | <p>Suction cup 6L complete - plastic M36x2i (incl. sealing ring)</p> | 3141810 s | |
|  | <p>Suction cup 6L complete - plastic black ATEX-version - M36x2i (incl. sealing ring) (no fig.)</p> | 3141860 s | |
|  | <p>Suction cup 6L complete - stainless steel M36x2i (incl. O-ring)</p> | 3141802 s | |
|  | <p>Suction cup 6L complete - stainless steel - incl. agitator type AR 0,75Nm/0,35kW - M36x2i (incl. O-ring)</p> | 3141816 s | on request |
|  | <p>Suction cup 6L complete for hardener and 2K-material - incl. lid with glass - stainless steel (no fig.) M36x2i (incl. O-ring)</p> <p>Suction cup 6L complete for hardener and 2K-material - incl. lid with glass - incl. adsorption dehydrator - stainless steel M36x2i (incl. O-ring)</p> | 3141847 s 3141846 s | |
| | <p>Other versions on request</p> | | |

| | | | Suction cups |
|--|-----------------------|-------------------|---|
| Item | Item no. ¹ | Price | |
| <p>Suction cup 30L complete - plastic - Ø 450 M36x2i (incl. sealing ring) - incl. fast coupling with filter and special seal</p> | 3141823 s | |  |
| <p>Suction cup 25L complete - stainless steel M36x2i (incl. O-ring)</p> | 3141829 s | |  |
| <p>Suction cup 25L complete - with lid for mounting an agitator (Ø 44,5) - stainless steel M36x2i (incl. O-ring) (no fig.)</p> | 3141835 s | on request | |
| <p>Suction cup 25L complete for hardener and 2K-material - incl. lid with glass - stainless steel M36x2i (incl. O-ring) (no fig.)</p> | 3141859 s | |  |
| <p>Suction cup 25L complete for hardener and 2K-material - incl. lid with glass - incl. adsorption dehydrator - stainless steel M36x2i (incl. O-ring)</p> | 3141850 s | | |
| Other versions on request | | | |

Accessories

| | Item | Item no. ¹ | Price |
|---|--|------------------------|------------|
|  | <p>Check valve for suction cup - IBK suction connection M36x2i (incl. O-ring) - stainless steel</p> <p>Easy changing of filled suction cups - perfect for often material changing and working with small quantity of material</p> | 1028010 s | |
|  | <p>Filter disc Ø 88 for suction cups 6L - plastic</p> | 3141814 s | |
|  | <p>Filter disc Ø 57 for suction cups 6L / 25L - stainless steel and plastic suction cups 30 L</p> | 0037607 s | on request |
|  | <p>Blocking clip for suction cups 6L / 25L - stainless steel and plastic suction cups 30 L</p> | 3142912 s | |
|  | <p>Catch basin steel painted with grate and skids</p> <ul style="list-style-type: none"> • for 1x 200L container - dim. 920 x 830 x 340 mm - 55 kg • for 2x 200L container - dim. 1350 x 830 x 340 mm - 65 kg | 0051805 s 0051807 s | |

CHECK VALVES



Check valves

• Suction systems

| | Item | Item no. | Price |
|--|--|--|--------------------------|
| | <p>Check valve for suction system DN15 - stainless steel</p> <ul style="list-style-type: none"> • M26x1,5i • M28x1,5i <p>• Ø22i - suction tubes • Ø27i - suction tubes</p> <p><i>Note:</i> The check valves above can be integrated in IBK-suction filters (p. 25)</p> <p>Check valve for suction system DN15 - release pin - stainless steel - Ø22i</p> <p>Other versions on request</p> | <p>1023897 1023841</p> <p>1023873 1023874</p> <p>1023893</p> | <p>on request</p> |

Check valves

• Material outlet

| | Item | Item no. | Price |
|--|---|--|--------------------------|
| | <p>Check valve PN350 - OP 1bar - DN4 - stainless steel</p> <ul style="list-style-type: none"> • G1/4o IC60° - G1/4o IC60° • G1/4o IC60° - M16x1,5o IC24° TO10 • G1/8o IC60° - M16x1,5o IC24° TO10 • M16x1,5o IC24° TO10 - G1/4o IC60° • M16x1,5o IC24° TO10 - M16x1,5o IC24° TO10 <p>Check valve PN500 - OP 1bar - DN8 - stainless steel</p> <ul style="list-style-type: none"> • M16x1,5i - M16x1,5i • G3/8i - G3/8i <p>Check valve PN500 - OP 10bar - DN8 - stainless steel</p> <ul style="list-style-type: none"> • M16x1,5i - M16x1,5i <p>Other versions on request</p> | <p>1023842 1023844 1023843 1023847 1023848</p> <p>1023836 1023900</p> <p>1023879</p> | <p>on request</p> |

AGITATORS



Agitator systems with vane motor

| | Item | Item no. ¹ | Price |
|--|--|--|-------------------|
| | <p>Order of the technical data: Motor complete, connector, shaft, stirring element, poss. add. adapter, mounting</p> | | |
| | <p>Air driven agitator Type AR 0,75Nm - 0,35kW, Ø 9,5 - Ø 10, Ø 10 - 300, VS Ø 72 - H 52 - CCW, edge mount, slide collar Ø 31,8</p> | 4500801 s | |
| | <p>Air driven agitator Type AR 2,5Nm - 0,68kW, Ø 12,7 - Ø 16, VS Ø 125 - Ø 16i - H 125 - CW, Ø 44,5 - HN 63,5 - 3x M6i</p> <ul style="list-style-type: none"> • shaft Ø 16 - 300 (no fig.) • shaft Ø 16 - 300, special conn. incl. slide collar Ø 44,5 • shaft Ø 16 - 800 (no fig.) • shaft Ø 16 - 800, special conn. incl. slide collar Ø 44,5 | 4500895 s 4500802 s 4500896 s 4500803 s | |
| | <p>Air driven agitator (no fig.) Type AR 4Nm - 1,75kW, Ø 12,7 - Ø 16, VS Ø 125 - Ø 16i - H 125 - CW, Ø 44,5 - HN 63,5 - 3x M6i</p> <ul style="list-style-type: none"> • shaft Ø 16 - 300 • shaft Ø 16 - 300, special conn. incl. slide collar Ø 44,5 • shaft Ø 16 - 800 • shaft Ø 16 - 800, special conn. incl. slide collar Ø 44,5 | 4500897 s 4500854 s 4500898 s 4500853 s | |
| | <p>Air driven agitator Type AR 8Nm - 3,0 kW, Ø 19 - Ø 16, Ø 16 - 800, AB Ø 325 - Ø 16i - H 82 - CW, Ø 81 - HN 100 - 3x M6i</p> | 4500887 s | on request |
| | <p>Air driven agitator Type VA 2Nm - 0,67kW, Ø 12,7 - Ø 16, Ø 16 - 800, SPG Ø 130 - Ø 16i - H 50 - CW, handheld</p> | 4500821 s | |
| | <p>Air driven agitator (no fig.) Type VA 4Nm - 1,8kW, Ø 12,7 - Ø 16, Ø 16 - 800, SPG Ø 130 - Ø 16i - H 50 - CW, handheld</p> | 4500840 s | |
| | <p>Air driven agitator Type VA 2Nm - 0,67kW, Ø 12,7 - Ø 16, Ø 16 - 800, SPG Ø 130 - Ø 16i - H 50 - CW, check valve, handheld</p> | 4500850 s | |
| | <p>Air driven agitator (no fig.) Type VA 4Nm - 1,8kW, Ø 12,7 - Ø 16, Ø 16 - 800, SPG Ø 130 - Ø 16i - H 50 - CW, check valve, handheld</p> | 4500852 s | |
| | <p>Air driven gear agitator Type AR 0,5 - 9 - 4,5Nm - 0,25kW, Ø 10 - Ø 16, Ø 16 - 800, SPG Ø 130 - Ø 16i - H 50 - CW, check valve, handheld</p> | 4500864 s | |

Other versions on request

Agitator systems with ECO-Line radial piston motor

| Item | Item no. ¹ | Price | |
|---|------------------------|------------|--|
| <p>Order of the technical data: Motor complete, connector, shaft, stirring element, poss. add. adapter, mounting</p> | | | |
| <p>Air driven ECO-Line agitator type 3Nm, Ø 14 - Ø 16, VS Ø 125 - Ø 16i - H 125 - CW, centering, slide collar Ø 44,5</p> <ul style="list-style-type: none"> • shaft Ø 16 - 300 • shaft Ø 16 - 800 | 4500856 s 4500886 s | | |
| <p>Air driven ECO-Line agitator (no fig.) type 3Nm, Ø 14 - Ø 16, VS Ø 125 - Ø 16i - H 125 - CW, Ø 80 - HN Ø 100 - 4x M5</p> <ul style="list-style-type: none"> • shaft Ø 16 - 300 • shaft Ø 16 - 800 | 4500893 s 4500894 s | | |
| <p>Air driven ECO-Line agitator type 3Nm, Ø 14 - Ø 20, Ø 20 - 310 - M10o, AD Ø 170 - H 58 - M10i - CW, HN Ø 100 - 4x Ø 7, version for ATEX zone 0/1</p> | 4500874 s | | |
| <p>Air driven ECO-Line agitator type 14Nm, Ø 19 - Ø 16, Ø 16 - 800, AB Ø 325 - Ø 16i - H 82 - CW, Ø 95 - HN Ø 115 - 4x Ø 7 - 4x M6i</p> | 4500889 s | on request | |
| <p>Air driven ECO-Line agitator (no fig.) type 14Nm, Ø 19 - Ø 20, Ø 20 - 800, AB Ø 475 - Ø 20i - H 82 - CW, Ø 95 - HN Ø 115 - 4x Ø 7 - 4x M6i</p> | 4500890 s | | |
| <p>Air driven ECO-Line agitator type 28Nm, Ø 19 - Ø 25, Ø 25 - Ø 16 - 1000, ADF Ø 500 - ID Ø 150 - 100 - Ø 25 - CW, VS Ø 125 - Ø 16i - H 125 - CW, Ø 95 - HN Ø 115 - 4x Ø 7 - 4x M6i</p> | 4500891 s | | |
| <p>Air driven ECO-Line agitator (no fig.) type 28Nm, Ø 19 - Ø 20, Ø 20 - 800, AB Ø 475 - Ø 20i - H 82 - CW, Ø 95 - HN Ø 115 - 4x Ø 7 - 4x M6i</p> | 4500892 s | | |
| <p>Other versions on request</p> | | | |



Motor complete

(p. 38/39)

Connector

(p. 40)

Shaft

(p. 40)

Stirring element

(p. 41)

You also can compile a custom agitator, which meets exactly your requirements.

In this case please take advice for the following parameters:

- **Material parameters**
- **Container dimensions**
- **Plug in diameters**
- **Mounting possibilities**

We can give professional advice to your individual configuration. Please ask us!



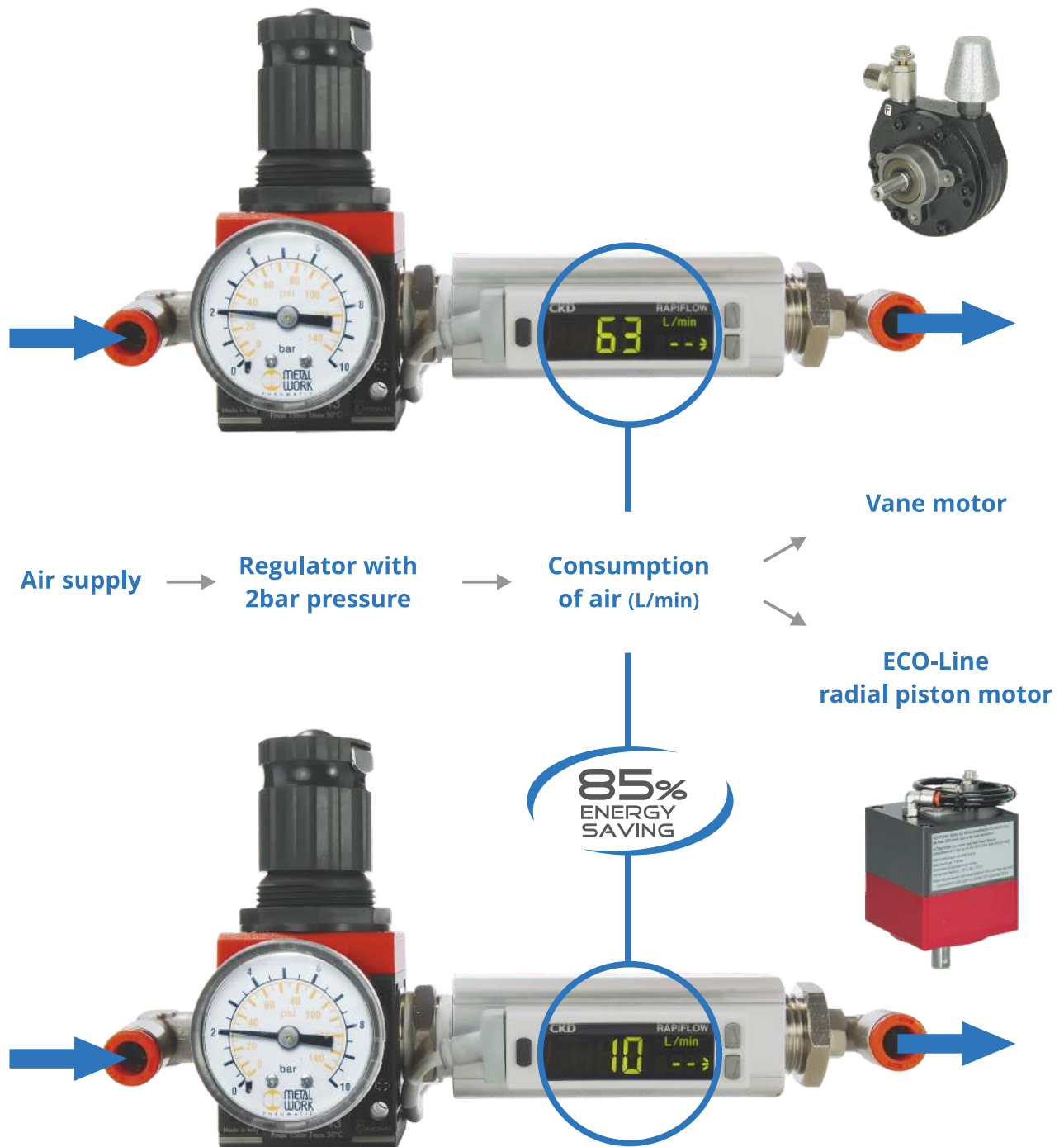
There are more options for individual configuration:

- **Special connectors** (p. 42)
- **Adapters** (p. 42)
- **Slide collars** (p. 42)

Mounting options:

- **Brackets** (p. 43)
- **Traverses** (p. 43)
- **Container lids** (p. 44)


The practical test exposes the thruth. With exactly 2 bar air pressure and the same rotational speed of the agitator, a conventional vane motor needs 63 litres/min air consumption, instead our ECO-Line motor only needs approx. 10 litres/min.



Air driven vane motors complete

| | Type | Torque | Power | Max. speed | Center. | Motor shaft | Item no. ¹ | Price |
|--|---|---------|---------|------------|---------|---|-----------------------|-------------------|
|  | AR | 0,5 Nm | 0,25 kW | 7600 rpm | Ø 31,8 | Ø 9,5 | 4500011 s | on request |
| | AR | 0,75 Nm | 0,35 kW | 6000 rpm | Ø 31,8 | Ø 9,5 | 4500023 s | |
| | AR | 2,5 Nm | 0,68 kW | 3000 rpm | Ø 44,5 | Ø 12,7 | 4500013 s | |
| | AR | 4,0 Nm | 1,75 kW | 4000 rpm | Ø 44,5 | Ø 12,7 | 4500016 s | |
| | AR | 8,0 Nm | 3,0 kW | 3000 rpm | Ø 81,0 | Ø 19,0 | 4500018 s | |
| | Motors complete incl. regulator valve and sound absorber | | | | | Mounting: Slide collar Ø 31,8 (p. 42) Slide collar Ø 44,5 or HN Ø 63,5 - 3x M6i Ø 81,0 - HN Ø 100 - 3x M6i | | |

Air driven vane motors with gearbox complete

| | Type | i | Torque | Power | Max. speed | Center. | Motor shaft | Item no. ¹ | Price |
|---|------|----|---------|---------|---|---------|-------------|-----------------------|-------------------|
|  | AR | 9 | 4,5 Nm | 0,25 kW | 300 rpm | Ø 25 o | Ø 10 | 4500034 s | on request |
| | AR | 9 | 6,75 Nm | 0,35 kW | 300 rpm | Ø 25 o | Ø 10 | 4500035 s | |
| | AR | 10 | 25,0 Nm | 0,68 kW | 600 rpm | Ø 55 o | Ø 20 | 4500050 s | |
| | AR | 20 | 50,0 Nm | 0,68 kW | 300 rpm | Ø 55 o | Ø 20 | 4500052 s | |
| | AR | 10 | 40,0 Nm | 1,75 kW | 400 rpm | Ø 55 o | Ø 20 | 4500083 s | |
| | AR | 20 | 80,0 Nm | 1,75 kW | 200 rpm | Ø 55 o | Ø 20 | 4500080 s | |
| Other versions on request | | | | | Mounting: Ø 25o - HN Ø 33 - 4x M4i Ø 55o - HN Ø 70 - 4x M6i | | | | |

ECO-Line air driven radial piston motors

Our ECO-Line motors are delivered with regulator valve and sound absorber. Further the ECO-Line motors offer following advantages:

- Up to 85% energy saving
- Oil-free operation possible
- Noise level 76 - 78 dBA
- Silicon-free versions
- Anodized housing
- Double beared flange
- Connection: G1/8i resp. plug connection $\varnothing 6$ (type 3 Nm) / $\varnothing 8$ (types 14 Nm / 28 Nm)



| Item | Speed range | Centering | Bolt circle | Mot. shaft | Item no. ¹ | Price |
|-------------------------------------|--------------|------------------|---|------------------|-----------------------|-------------------|
| Type 3 Nm | 60 - 800 rpm | $\varnothing 80$ | $\varnothing 100 - 4x M5i$ | $\varnothing 14$ | 4501083 s | on request |
| Type 14 Nm | 50 - 350 rpm | $\varnothing 95$ | $\varnothing 115 - 4x \varnothing 7 - 4x M6i$ | $\varnothing 19$ | 4501094 s | |
| Type 28 Nm | 50 - 350 rpm | $\varnothing 95$ | $\varnothing 115 - 4x \varnothing 7 - 4x M6i$ | $\varnothing 19$ | 4501098 s | |
| Variable with add. centering flange | | | | | | |



Type 3 Nm





Type 14 Nm




Type 28 Nm

Connectors

| | Mot. shaft | Shaft | Outer | Length | Model | Item no. ¹ | Price |
|--|------------|-------|-------|--------|-----------|-----------------------|-------------------|
|  <p>Model A</p> <p>Both-sided location bore with 2 setscrews</p> | Ø 9,5 | Ø 10 | Ø 28 | 80 | A | 5003004 s | on request |
| | Ø 9,5 | Ø 16 | Ø 28 | 80 | A | 5019023 s | |
| | Ø 10 | Ø 10 | Ø 28 | 80 | A | 5019039 s | |
| | Ø 10 | Ø 16 | Ø 28 | 80 | A | 5019028 s | |
| | Ø 12,7 | Ø 10 | Ø 28 | 80 | A | 5019003 s | |
| | Ø 12,7 | Ø 16 | Ø 28 | 80 | B | 5019004 s | |
| | Ø 12,7 | Ø 20 | Ø 35 | 90 | A | 5019029 s | |
| | Ø 14 | Ø 10 | Ø 28 | 60 | A | 5019032 s | |
| | Ø 14 | Ø 10 | Ø 28 | 80 | B | 5019025 s | |
| | Ø 14 | Ø 16 | Ø 28 | 80 | B | 5019030 s | |
| | Ø 19 | Ø 16 | Ø 35 | 90 | A | 4501134 s | |
| | Ø 19 | Ø 20 | Ø 35 | 90 | A | 5019021 s | |
| Ø 19 | Ø 25 | Ø 40 | 100 | A | 5019013 s | | |
|  <p>Model B</p> <p>Like model A with 2 keyways for special connectors</p> | Ø 20 | Ø 10 | Ø 28 | 80 | A | 5019027 s | |
| | Ø 20 | Ø 16 | Ø 35 | 90 | A | 5019020 s | |
| | Ø 20 | Ø 20 | Ø 35 | 90 | A | 5019016 s | |
| | Ø 25 | Ø 16 | Ø 40 | 100 | A | 5019007 s | |
| | Ø 25 | Ø 20 | Ø 40 | 100 | A | 5019008 s | |
| | Ø 30 | Ø 16 | Ø 45 | 100 | A | 5019006 s | |

All items made of stainless steel • Other versions on request

Agitator shafts

| | Item | Item no. ¹ | Price |
|---|--|-----------------------|-------------------|
|  | Shaft with vortex spiral - stainless steel | | on request |
| | • Ø 10 - 300 - VS Ø 72 - 52 - CCW | 5004000 s | |
| | • Ø 10 - 550 - VS Ø 72 - 104 - CCW | 5004040 s | |
| | Shaft - stainless steel | | |
| | • Ø 10 - 300 - M8o | 5022014 s | |
| | • Ø 10 - 500 - M6i | 5004065 s | |
| | • Ø 16 - 300 - M10o | 5024010 s | |
| | • Ø 16 - 300 | 5022004 s | |
| | • Ø 16 - 600 | 5023004 s | |
| | • Ø 16 - 800 | 5021004 s | |
| | • Ø 16 - 800 - M10o | 5024011 s | |
| | • Ø 16 - 1000 | 5025004 s | |
| | • Ø 20 - 800 - M20x1,5o | 5028005 s | |
| | • Ø 20 - 800 | 5027004 s | |
| | • Ø 20 - 800 - M10o | 5027020 s | |
| | • Ø 25 - 1000 | 5027006 s | |
| | Shaft for IBC-Containers - for vortex spirals and discs - stainless steel | | |
| | • Ø 20 - Ø 16 - 800 | 5027009 s | |
| | • Ø 25 - Ø 16 - 1000 | 5027008 s | |

Agitator stirring elements

| Item | Item no. ¹ | Price | |
|--|--|------------|---|
| <p>Vortex spiral (VS) - stainless steel</p> <ul style="list-style-type: none"> • Ø 125 - Ø 16i - H 125 - CW • Ø 125 - Ø 16i - H 125 - CCW | <p>5013000 s</p> <p>5014000 s</p> | |  |
| <p>Stirring paddle (SP)- stainless steel</p> <ul style="list-style-type: none"> • Ø 65 - Ø 6i - H 22 - CW • Ø 100 - Ø 10i - H 45 - CW • Ø 125 - Ø 16i - H 45 - CW • Ø 125 - Ø 16i - H 45 - CCW • Ø 220 - Ø 16i - H 45 - CW • Ø 220 - Ø 16i - H 45 - CCW | <p>5039062 s</p> <p>5039060 s</p> <p>5039100 s</p> <p>5039200 s</p> <p>5040100 s</p> <p>5040200 s</p> | |  |
| <p>Stirring paddle with guard (SPG)- stainless steel</p> <ul style="list-style-type: none"> • Ø 70 - Ø 6i - H 32 - CW • Ø 105 - Ø 10i - H 50 - CW • Ø 130 - Ø 16i - H 50 - CW • Ø 225 - Ø 16i - H 50 - CW | <p>5039066 s</p> <p>5039050 s</p> <p>5039000 s</p> <p>5040000 s</p> | on request |  |
| <p>Agitator disc (AD)- stainless steel</p> <ul style="list-style-type: none"> • Ø 60 - 22 - M8i - CW • Ø 120 - 38 - M8i - CW • Ø 150 - 44 - M10i - CW • Ø 210 - 68 - M10i - CW • Ø 260 - 78 - Ø 20i - CW • Ø 320 - 100 - Ø 16i - CW • Ø 430 - 121 - Ø 25i - CW | <p>5045010 s</p> <p>5045020 s</p> <p>5045030 s</p> <p>5045040 s</p> <p>5045059 s</p> <p>5045045 s</p> <p>5045044 s</p> | |  |
| <p>Agitator disc foldable (ADF)- stainless steel</p> <ul style="list-style-type: none"> • Ø 170 - ID Ø 35,0 - 30 - M8i - CW • Ø 300 - ID Ø 50,4 - 44 - M12i - CW • Ø 500 - ID Ø 150,0 - 100 - Ø 25i - CW • Ø 650 - ID Ø 150,0 - 121 - M20x1,5i - CW | <p>5045065 s</p> <p>5045061 s</p> <p>5045064 s</p> <p>5045050 s</p> | |  |
| <p>Agitator blade angled (AB)- stainless steel</p> <ul style="list-style-type: none"> • Ø 220 - Ø 16i - H 82 - CW • Ø 325 - Ø 16i - H 82 - CW • Ø 475 - Ø 20i - H 82 - CW | <p>5042003 s</p> <p>5041003 s</p> <p>5043003 s</p> | |  |
| <p>Other versions on request</p> | | | |

Special bunghole adapters • Adapters • Slide collars

| | Item | Item no. ¹ | Price |
|---|---|-----------------------------------|-----------------------|
|  | <p>Order of the technical data: Connector, reducer, slide collar for mounting</p> <p>Special connector Ø 12,7 - Ø 16,0, Ø 44,5i - Ø 44,5o, Ø 44,5i for type AR 2,5Nm - 0,68kW up to type AR 4Nm - 1,75kW</p> <p>Special connector Ø 14,0 - Ø 16,0, Ø 44,5i - Ø 44,5o, Ø 44,5i for type 3Nm with centering flange</p> | <p>4501020 s</p> <p>4501075 s</p> | |
|  | <p>Adapter bunghole Ø 44,5i - G2o for type AR 2,5Nm - 0,68kW up to type AR 4Nm - 1,75kW and all motors with centering flange</p> | <p>5011016 s</p> | <p>on request</p> |
|  | <p>Adapter bunghole Ø 44,5i - G2o - 15° tilt for type AR 2,5Nm - 0,68kW up to type AR 4Nm - 1,75kW and all motors with centering flange</p> | <p>5011017 s</p> | |
|  | <p>Back nut / locking nut G2 for bunghole - usable as back nut or for lid mounting</p> | <p>0002814 s</p> | |
|  | <p>Slide collar Ø 31,8i lid mounting for type AR 0,5Nm - 0,25kW and type AR 0,75Nm - 0,5kW</p> <p>Slide collar Ø 44,5i lid mounting for type AR 2,5Nm - 0,68kW up to type AR 4Nm - 1,75kW and type 3Nm with centering flange</p> | <p>5018005 s</p> <p>5018004 s</p> | |

Brackets • Traverses

| Item | Item no. ¹ | Price | |
|--|-----------------------|------------|--|
| Handle - handheld agitators, for slide collars Ø 31,8 and Ø 44,5 | 5010000 s | | |
| Retainer - handheld agitators type VA 2Nm - 0,67kW, type VA 4Nm - 1,8kW | 5002100 s | | |
| Bracket - container edge mount - agitators type AR 0,5Nm - 0,25kW, type AR 0,75Nm - 0,35kW mounting: slide collar Ø 31,8 | 5002000 s | | |
| Bracket - stand - agitators type AR 2,5Nm - 0,68kW, type AR 4Nm - 1,75kW, type 3Nm mounting: slide collar Ø 44,5i, alternative screws | 2005958 s | | |
| Bracket 2005958 incl. reducer plate 4501119 type AR 0,5Nm - 0,25kW, type AR 0,75Nm - 0,35kW mounting: slide collar Ø 31,8i | 2005897 s | on request | |
| Bracket - trolleys - agitators type AR 2,5Nm - 0,68kW, type AR 4Nm - 1,75kW, type 3Nm mounting: slide collar Ø 44,5i, alternative screws | 2005957 s | | |
| Bracket 2005957 incl. reducer plate 4501119 type AR 0,5Nm - 0,25kW, type AR 0,75Nm - 0,35kW mounting: slide collar Ø 31,8i | 2005823 s | | |
| Reducer plate - bracket Ø 44,5i to Ø 31,8 type AR 0,5Nm - 0,25kW, type AR 0,75Nm - 0,35kW | 4501119 s | | |
| Traverse - 30L container - Ø max. 350 - universal hole pattern for all IBK agitators | 5002016 s | | |
| Traverse - 30L container - Ø max. 395 - with pipe clamp Ø 26,9 for suction tubes - universal hole pattern for all IBK agitators | 5002017 s | | |
| Traverse - 200L container - Ø max. 620 - universal hole pattern for all IBK agitators (no fig.) | 5002015 s | | |
| Traverse with handles - 1000L IBC-container with tubular frame - suitable for forklift - agitators and mounting on request (no fig.) | 5002014 s | | |

Container lids, stainless steel

| Size | Length foldable | Suction | | Fitting | Assembling mounting | Assembling agitator | Item no. ¹ | Price |
|------------------------|-----------------|---------|----------|-------------------|---------------------|---------------------|-----------------------|-------------------|
| | | rigid | flexible | | | | | |
| 30 L container | | | | | | | | |
| Ø 350 | 80 | Ø 55 | Ø 28,5 | G $\frac{3}{8}$ i | Bracket | Uni hole pattern | 0051290 s | on request |
| Ø 350 | 80 | --- | Ø 28,5 | G $\frac{3}{8}$ i | Edge mount. | Uni hole pattern | 0051326 s | |
| Ø 350 | --- | --- | --- | --- | Edge mount. | Special Ø 31,8 | 0051269 s | |
| 200 L container | | | | | | | | |
| Ø 630 | 200 | Ø 60 | Ø 28,5 | G $\frac{3}{8}$ i | Bracket | Uni hole pattern | 0051826 s | on request |
| Ø 630 | 200 | --- | Ø 28,5 | G $\frac{3}{8}$ i | Bracket | Uni hole pattern | 0051821 s | |
| Ø 630 | 200 | --- | Ø 28,5 | G $\frac{3}{8}$ i | Edge mount. | Uni hole pattern | 0051309 s | |

Versions for other containers and IBC containers on request.
Brackets and traverses on page 43.




Item no.: 0051290



Item no.: 0051326

- Length foldable:** Dimension of foldable part of the lid for filling or visual control
- Suction:**
- Hole for rigid suction tubes (p. 25)
 - Hole for flexible suction hoses (p. 26)
- Fitting:** Connection for recirculation of material or connecting measuring equipment
- Assemb. mounting:**
- Lid with bracket for mounting on trolleys (p. 19)
 - Lid with 2 handles and edge mounting with lateral wing bolts
- Assemb. agitator:**
- Agitator mounting with universal hole pattern for all standard IBK agitators
 - Special hole pattern Ø 31,8 for types AR 0,5 Nm - 0,25 kW and AR 0,75 Nm - 0,35 kW (p. 34)

FILTER SYSTEMS



Inline filters

| | Item | Item no. ¹ | Price |
|---|--|-------------------------------------|-------------------|
|  | <p>Inline filter PN250 - with lateral connector G1/4i - stainless steel</p> <ul style="list-style-type: none"> • M16x1,5o IC60° - M16x1,5o IC60° | 3130520 s | |
|  | <p>Inline filter PN250 - with lateral connector G1/4i - incl. swivel joint - stainless steel</p> <ul style="list-style-type: none"> • M16x1,5o IC60° - M16x1,5o IC60° • G1/4o IC60° - G1/4o IC60° | 3130540 s 3130541 s | |
|  | <p>Inline filter PN250 - with lateral connector G1/4i and ball valve G3/8o IC60° adjustable - stainless steel</p> <ul style="list-style-type: none"> • M16x1,5o IC60° - M16x1,5o IC60° | 3130560 s | on request |
|  | <p>Plug in filters long - for inline filters HP</p> <ul style="list-style-type: none"> • 50µm - red • 140µm - yellow • 300µm - white | 1018204 s 1018205 s 1018206 s | |


HP-filters

| Item | Item no. | Price |
|---|------------------|----------|
| HP-filter PN500 - DN9 - 114 - ball valve 2x G3/8o IC60° - clamping pin - stainless steel | | |
| Connectors: | | |
| In: | Out 1: | Out 2: |
| • M16x1,5i | M16x1,5o IC60° | M16x1,5i |
| • M16x1,5i | G1/4o IC60° | M16x1,5i |
| • M16x1,5i | G1/4 NPSMo IC60° | M16x1,5i |
| • M16x1,5i | G3/8o IC60° | M16x1,5i |
| • G3/8i | G3/8i | G3/8i |
| Manometer: | Ball valve: | |
| G3/8i | G3/8i | 3130501 |
| G3/8i | G3/8i | 3130510 |
| G3/8i | G3/8i | 3130532 |
| G3/8i | G3/8i | 3130513 |
| G3/8i | G3/8i | 3130511 |
| HP-filter PN500 - DN9 - 450 - ball valve 2x G3/8o IC60° - clamping pin - stainless steel | | |
| Connectors: | | |
| In: | Out 1: | Out 2: |
| • M16x1,5i | M16x1,5o IC60° | M16x1,5i |
| • G3/8i | G3/8i | G3/8i |
| Manometer: | Ball valve: | |
| G3/8i | G3/8i | 3130505 |
| G3/8i | G3/8i | 3130517 |

on request

Accessories for HP-filters

| Item | Item no. ¹ | Price |
|---|-----------------------|-------------------|
| Manometer - PN 0 - 250 bar Ø 63 - G1/4o bottom - GLY - stainless steel | 2700804 s | on request |
| Manometer mounting G3/8o - G1/4i - incl. sealing ring | 1007025 | |
| Wall bracket | | |
| • Standard | 2005886 | |
| • Heavy version (no fig.) | 2005935 | |
| Bracket for clamping pin - incl. mounting screws - stainless steel | 2005885 | |
| HP-filter inserts on page 48 | | |
| Safety elements for avoiding accidental adjustments: | | |
| Safety ball valve - PN500 - DN8 - stainless steel • 2x G3/8o IC60° - spanner width 17 | 1019826 | |
| Special key - for safety ball valve | 0073028 | |
| Bracket for special key - incl. mounting screws - stainless steel | 2005932 | |



HP-double filters




| Item | Item no. | Price |
|---|------------------------|-------------------|
| HP-double filter - PN500 - DN9 - wall mounting • 2x filter 450 - 4x G3/8o IC60° • 2x filter 114 - 4x G3/8o IC60° | 3130610 s 3130611 s | on request |
| HP-double filter - PN500 - DN9 - incl. 3x manometers - wall mounting • 2x filter 450 - 4x G3/8o IC60° • 2x filter 114 - 4x G3/8o IC60° | 3130612 s 3130613 s | |

HP-filter inserts



| Item | Item no. | Price |
|---|---|-------------------|
| HP-filter insert - Ø 27 - 114 - stainless steel • 00 - 40µm • 01 - 60µm • 02 - 75µm • 03 - 80µm • 04 - 90µm • 05 - 140µm • 06 - 190µm • 09 - 240µm • 12 - 320µm • 15 - 410µm • 20 - 530µm | 1024100 1024101 1024102 1024103 1024104 1024105 1024106 1024109 1024112 1024115 1024120 | on request |
| Stabilisation spring for HP-filter - 114 | 0011038 | |
| HD-filter insert - Ø 27 - 450 - stainless steel (no fig.) • 04 - 90µm • 06 - 190µm • 09 - 240µm • 15 - 410µm • 20 - 530µm | 1025104 1025106 1025109 1025115 1025120 | |
| Stabilisation spring for HP-filter - 450 (no fig.) | 0011039 | |


DISTRIBUTORS



Fast coupling

| | Item | Item no. ¹ | Price |
|--|---|-----------------------|------------|
|   | <p>Fast coupling complete - PN250 - DN5 - G1/4o IC60° - G1/4i - Vi extreme - hardener and 2K - lubricant chamber with glass</p> <p>For quick pressureless connection of hose and material systems with optimized flushability. After approx. one turn of the SN the fast coupling is unlocked automatically. By loosening the SN the coupling is disconnected and closed automatically. Both units are developed especially for paint industry.</p> | 1006311 | on request |
| | <p>Fast coupling part 1 for machine mounting - PN250 - DN5 - G1/4i - Vi extreme - hardener and 2K - stainless steel</p> | 1006312 | |
| | <p>Fast coupling part 2 for hose mounting with SN - PN250 - DN5 - G1/4o IC60°- hardener and 2K - stainless steel</p> | 1006313 | |

Flushing valve

| | Item | Item no. ¹ | Price |
|---|---|-----------------------|------------|
|  | <p>Flushing valve - PN250 - DN10 - 3x G3/8i - stainless steel</p> <p>For easy switching from spraying to cleaning, compact design, double sided pressure while spraying with several spray guns</p> | 1019900 s | on request |
| | <p>Options: Actuator - pneumatic, single acting with magnetic valve - for flushing valve - PN250 - DN10 - 3x G3/8i (no fig.)</p> | 1019901 s | |
| | <p>Actuator - pneumatic, double acting with end position feedback - for flushing valve - PN250 - DN10 - 3x G3/8i (no fig.)</p> | 1019902 s | |

Distributors

| Item | Item no. | Price | |
|--|--|--------------------------|--|
| <p>Distributor - PN500 - DN5 - stainless steel</p> <ul style="list-style-type: none"> • SN M16x1,5 SC - 2x M16x1,5o IC60° • SN M16x1,5 SC - 2x G1/4o IC60° | <p>1023829</p> <p>1023898</p> | | |
| <p>Distributor - PN500 - DN5 - stainless steel</p> <ul style="list-style-type: none"> • SN M16x1,5 SC - 2x G3/8i • M16x1,5i - 2x M16x1,5i • G3/8i - 2x G3/8i | <p>1023833</p> <p>1023857</p> <p>1023830</p> | <p>on request</p> | |
| <p>Distributor - PN500 - DN6 - stainless steel</p> <p>incl. 2x ball valve</p> <ul style="list-style-type: none"> • SN G1/4 NPSM - G1/4o IC60° - G1/4 NPSMo IC60° | <p>1023895</p> | | |
| <p>Distributor - PN500 - DN8 - stainless steel</p> <p>incl. 2x ball valve (adjustable)</p> <ul style="list-style-type: none"> • M16x1,5o - 2x M16x1,5o IC60° • G3/8o - 2x G3/8o IC60° | <p>1023889</p> <p>1023887</p> | | |
| <p>Other versions on request</p> | | | |


Mixers

| Item | Item no. | Price | |
|--|-------------------------------|--------------------------|--|
| <p>Mixer system 2K - stainless steel</p> <ul style="list-style-type: none"> • Mechanic with ball valves - PN500 - DN8 • Pneumatic with spray guns - AA5 - PN250 - DN5 (no fig.) <p>The single material components are first mixed in the mixing pipe. This results in an optimized rinsability of the individual components</p> | <p>2000205</p> <p>2000206</p> | <p>on request</p> | |
| <p>Other versions on request</p> | | | |




Ball valves

| | Item | Item no. ¹ | Price |
|---|---|---|--------------------------|
|  | <p>Ball valve - PN350 - DN10 - stainless steel • G3/8i - G3/8i</p> <p>Ball valve - PN500 - DN8 - stainless steel • M16x1,5o IC60° - M16x1,5o IC60° • M16x1,5o IC60° - G3/8o IC60° • G3/8o IC60° - G3/8o IC60° • G1/4o IC60° - G1/4o IC60°</p> | <p>1019846</p> <p>1019845 1019851 1019801 1019852</p> | |
|  | <p>Safety ball valve - PN500 - DN8 - stainless steel • 2x G3/8o IC60° - spanner width 17</p> | <p>1019826</p> | |
|  | <p>Special key - for safety ball valve</p> | <p>0073028</p> | <p>on request</p> |
|  | <p>Ball valve 3-way - L-hole - stainless steel • PN63 - DN10 - 3x G3/8i • PN63 - DN20 - 3x G3/4i</p> | <p>1019853 s 1019802 s</p> | |
| <p>Other versions on request</p> | | | |



SPRAY GUNS VALVES



Spray guns

| | Item | Item no. ¹ | Price |
|---|--|--------------------------------|--------------------------|
|  | <p>Air-Combi-spray gun - IBK 5000 - PN250 material connection with ball bearing mounted swivel - material leading parts in stainless steel - short filter - incl. tip as required (p. 60)</p> <ul style="list-style-type: none"> • NPS 1/4o IC60° - G1/4o IC60° • M16x1,5o IC60° - G1/4o IC60° | <p>3202008 s 3202009 s</p> | |
|  | <p>Airless-spray gun - IBK T245 - PN250 - M16x1,5o IC60° - without tip mounting - without tip (no fig.)</p> <p>Airless-spray gun - IBK T245 - PN250 - M16x1,5o IC60° - incl. tip mounting 11/16" - incl. tip as required</p> | <p>3201017 s 3201016 s</p> | <p>on request</p> |
|  | <p>Airless-spray gun - IBK T480 - PN500 - M16x1,5o IC60° incl. tip mounting 11/16" - incl. tip as required</p> <p>Airless-spray gun - IBK HDP500 - PN500 - M16x1,5o IC60° incl. tip mounting 11/16" - incl. tip as required</p> <p>Options on pages 55, 59, 60 Other versions on request</p> | <p>3201013 s 3201018 s</p> | |

Handle filters

| Item | Item no. ¹ | Price | |
|--|--|-----------------------|---|
| <p>Screw in filter short - for handheld spray guns Packing unit 10 pcs.</p> <ul style="list-style-type: none"> • 50µm - red • 140µm - yellow • 300µm - white | <p>1018201 s 1018202 s 1018203 s</p> | |   |
| <p>Plug in filter long - for handheld spray guns and inline filters</p> <ul style="list-style-type: none"> • 50µm - red • 140µm - yellow • 300µm - white | <p>1018204 s 1018205 s 1018206 s</p> | <p>on request</p> | |

Bracket for spray guns

| Item | Item no. | Price | |
|---|----------------|-----------------------|---|
| <p>Bracket universal - for Airless- and Air-Combi spray guns</p> | <p>0004909</p> | <p>on request</p> |  |
| <p>More options on pages 59, 60</p> | | | |

Airless-Automatic-Spray guns • Valves

| With special hardened stainless steel parts | Type | DN | Material IN | Drain / Lubricant | Air IN | Stroke adjustment | Venting cylinder | |
|--|--|-----------------|---|-------------------|---|--------------------|-------------------|------------|
| | | AA PN250 | DN2 | 2x G1/4i | M5i | M5i | M8x0,5i | M5i |
|    | Output material | | Sealing | | Item no. | Price | on request | |
| | <ul style="list-style-type: none"> • 11/16"x16 UNo - tip nut • 11/16"x16 UNo - tip nut | | <ul style="list-style-type: none"> Viton Viton extreme | | 3209001 3209048 | | | |
| | <ul style="list-style-type: none"> • M18x1o - tip nut • M18x1o - tip nut | | <ul style="list-style-type: none"> Viton Viton extreme | | 3209101 3209104 | | | |
| | <ul style="list-style-type: none"> • 3/8"x24 UNFo • G3/8o • G3/8o • G1/4o IC60° • G1/4o IC60° | | <ul style="list-style-type: none"> Viton Viton Viton extreme Viton Viton extreme | | 3209021 3209012 3209063 3209035 3209043 | | | |
| | <ul style="list-style-type: none"> • DN2 plug • DN2 plug • DN5 plug • DN5 plug | | <ul style="list-style-type: none"> Viton Viton extreme Viton Viton extreme | | 3209009 3209042 3209065 3209064 | | | |
| | <p>Version with lubricant inspection glass, especially made for hardener and 2K material</p> | | | | | | | |
| | <ul style="list-style-type: none"> • 11/16"x16 UNo - tip nut • 11/16"x16 UNo - tip nut | | <ul style="list-style-type: none"> Viton Viton extreme | | 3209055 3209056 | | | |
| | <ul style="list-style-type: none"> • M18x1o - tip nut • M18x1o - tip nut | | <ul style="list-style-type: none"> Viton Viton extreme | | 3209052 3209053 | | | |
| | <ul style="list-style-type: none"> • DN2 plug • DN2 plug | | <ul style="list-style-type: none"> Viton Viton extreme | | 3209050 3209051 | | | |
| | <p>* Stroke setting with scale opt. (p. 59)</p> | | | | | | | |
| | AA-Spray gun PN250 - DN2 - with tube 300 (others on request) for inside painting - without tip (tips on p. 60) | | | | | | | |
| | <ul style="list-style-type: none"> • Headunit 45° • Headunit 60° | | | | | 3209047 3209062 | | |




Sealing direct ahead of tip - no dripping

Airless-Automatic-Spray guns • Valves

| Type | DN | Material IN | Drain / Lubricant | Air IN | Stroke adjustment | With special hardened stainless steel parts |
|---|------------|-----------------|---------------------------------|-------------------------------|-------------------|---|
| AA PN250 | DN5 | 2x G3/8i | G1/8i | G1/8i | M8x0,5i | |
| Output material | | | Sealing | Item no. | Price |  |
| <ul style="list-style-type: none"> • G1/2o • G3/8 LN • G3/8 LN | | | Viton Viton Viton extreme | 3209034 3209015 3209032 | on request | |
| <ul style="list-style-type: none"> • DN5 plug • DN5 plug <p>Version with lubricant inspection glass, especially made for hardener and 2K material</p> | | | Viton Viton extreme | 3209013 3209029 | | |
| <ul style="list-style-type: none"> • DN5 plug (no fig.) | | | Viton extreme | 3209038 | | |
| Type | DN | Material IN | Drain / lubricant | Air IN | Stroke adjustment |  |
| AA PN160 | DN9 | 2x G3/8i | G1/8i | G1/8i | M8x0,5i | |
| Output material | | | Sealing | Item no. | Price | |
| <ul style="list-style-type: none"> • 11/16"x16 UNo • G3/8o • DN5 plug | | | Viton Viton Viton | 3209025 3209027 3209031 | on request | |
| <p>All Viton versions also available in Viton extreme Options (p. 58, 59) Delivering without tip (p. 60) Other versions on request</p> | | | | | | |

Distributor blocks







With using a double connector you can extend and combine our distributor blocks as required.



Example distributor block combination complete
PN250 - DN8 - 7x DN2 plug - G1/4i, consisting of item no. 2000032, 2000030, 0009878, 0005816



Distributor block
in use with AA-spray guns in 3/2-way valve function

| | Item | Item no. | Price |
|---|--|--|-------------------|
|  | Distributor block complete - PN250 - stainless st. • DN8 - 3x DN2 plug - 1x G1/4i • DN10 - 3x DN5 plug - 1x G3/8i | 2000032 2000044 | |
|  | Distributor block complete - PN250 - stainless st. • DN8 - 5x DN2 plug - 1x G1/4i • DN10 - 5x DN5 plug - 1x G3/8i | 2000030 2000035 | |
|  | Distributor blocks complete including: Screw plug G1/4o DN2 Screw plug G3/8o DN5 | 0052009 0052025 | |
| | Sealing ring Ø 14 x Ø 18 x 1,5 DN2 Sealing ring Ø 17 x Ø 22 x 1,5 DN5 | 0012077 0012066 | |
| | Hexagon screw - DN2 plug - M4x40 Hexagon screw - DN5 plug - M5x50 | 2000014 0001847 | |
|  | Double connector - without O-ring • PN250 - DN2 plug - G1/4o IC60° • PN250 - DN5 plug - G3/8o IC60° | 0009878 0009883 | |
|  | Blind plug - without O-ring • PN250 - DN2 plug • PN250 - DN5 plug | 2000015 2000027 | |
|  | O-ring • DN2 plug - Viton • DN2 plug - Viton extreme • DN5 plug - Viton • DN5 plug - Viton extreme | 0005816 0005820 0005108 0005126 | on request |

Accessories

| Item | Item no. | Price | |
|--|--------------------|-------------------|--|
| Stroke setting with scale 0,5 mm stroke per rotation - locking nut • For AA-spray guns / valves DN2 • For AA-spray guns / valves DN5 / DN9 | 3209350 3209351 | | |
| Adapter - M8x0,5o - G1/8i -self locking sealing plate - for all AA-spray guns | 3209352 | | |
| Sealing plug - M8x0,5o - with ventilation - for all AA-spray guns / valves | 3150030 | | |
| Threaded pin - M5 - for AA-spray guns / valves DN2 | 0001039 | | |
| O-ring - for air cylinder • For AA-spray guns / valves - DN2 • For AA-spray guns / valves - DN5 / DN9 | 0005092 0005822 | on request | |
| Elbow - HP - 90° - fixed - DN6 - 2x G1/4o IC60° - for AA-spray guns / valves DN2 | 0009824 | | |
| Elbow - HP - 90° - fixed - DN8 - 2x G3/8o IC60° - für AA-spray guns / valves DN5 / DN9 | 0009893 | | |
| Lubricant inspection glass - 90° - G1/8 - 41 - for all AA-spray guns / valves | 1007070 | | |
| Adjustable joint - 11/16" - complete - for airless spray guns | 3209372 | | |

Tips for handheld and automatic spray guns

| | Item | Item no. ¹ | Price |
|---|--|-----------------------------------|-------------------|
|  | <p>The complete item number consists of: item no. spray angle drilling 393S + 4 + 07 e.g. (40°) (0,07 inch) Example of complete item number: 393Sxxx > 393S407 (all commercially available sizes)</p> <p>Air-Combi tip for spray gun AC250/IBK4000 - with SAC pre atomizer - L 19,5 - gland Ø 13,35 - long version</p> | <p>393Sxxx s</p> | |
|  | <p>Air-Combi tip for spray guns AC250/IBK4000/Optima2000 - with SAC pre atomizer - L 13,5 - gland Ø 13,35 - short version</p> | <p>393Kxxx s</p> | |
|  | <p>Air-Combi tip for spray guns AC250/IBK5000/Optima2100 - with SAC pre atomizer - SK-version</p> | <p>393Bxxx s</p> | <p>on request</p> |
|  | <p>Airless flat spray nozzle for IBK airless handheld- and AA-spray guns</p> | <p>393Axxx s</p> | |
|  | <p>Reversible tip for airless spray gun T245 - tip size as required, see above</p> <p>Reversible tip for airless spray gun T480/HDP500 - tip size as required, see above</p> <p>Other versions on request Cleaning accessories on page 70</p> | <p>393Txxx s</p> <p>395Txxx s</p> | |

ADAPTERS CONNECTORS



Standard adapters

| | Item | Item no. ¹ | Price |
|---|---|--|-------------------|
|  | <p>Outer thread - Outer thread</p> <p>Adapter LP - DN12 - stainless steel</p> <ul style="list-style-type: none"> • M26x1,5o IC60° - G1/2o IC60° • G3/4o IC60° - UNF1o • M36x2o IC60° - G3/8o | <p>0009891</p> <p>0009901 s</p> <p>3150006</p> | |
|  | <p>Adapter LP - DN16 - stainless steel</p> <ul style="list-style-type: none"> • M36x2o IC60° - M26x1,5o IC60° • M36x2o IC60° - M30x1,5o IC60° • M36x2o IC60° - G3/4o IC60° • M36x2o IC60° - G3/4 NPTo IC60° | <p>0009811</p> <p>0009812</p> <p>0009813</p> <p>0009829</p> | |
| | <p>Adapter LP - DN18 - stainless steel</p> <ul style="list-style-type: none"> • M25x1o IC60° - G3/4o IC60° | <p>3150012 s</p> | |
| | <p>Adapter LP - DN25 - stainless steel</p> <ul style="list-style-type: none"> • G1¼o - M36x2o IC60° • G1¼o - M38x1,5o IC60° | <p>0009106</p> <p>0009107</p> | on request |
|  | <p>Outer thread - Inner thread</p> <p>Adapter LP - DN20 - stainless steel</p> <ul style="list-style-type: none"> • M36x2o IC60° - G3/4i • M36x2o IC60° - G1i • M36x2o IC60° - M28x1,5i • M36x2o IC60° - M30x1,5i • M36x2o IC60° - M38x1,5i <p>Adapter LP - stainless steel</p> <ul style="list-style-type: none"> • M36x2o IC60° - G1/2i • M36x2o IC60° - M26x1,25i • M36x2o IC60° - M26x1,5i • M36x2o IC60° - M36x2i IC60° <p>o = Outer thread i = Inner thread Other versions on request</p> | <p>0009840</p> <p>0009841</p> <p>0009842</p> <p>0009845</p> <p>0009899</p> <p>0009839</p> <p>0009843</p> <p>0009844</p> <p>0009870</p> | |

Double connectors

| Item | Item no. ¹ | Price |
|---|-----------------------|-------------------|
| Double connector HP - DN6 - stainless steel | | |
| • G1/4o IC60° - G1/4o IC60° | 0009076 | on request |
| • G1/4o IC60° - G3/8o IC60° | 0009805 | |
| • G1/4o IC60° - M16x1,5o IC60° | 0009804 | |
| • M22x1,5o IC60° - G1/4o IC60° | 0009861 | |
| Double connector HP - DN7 - stainless steel | | |
| • G1/4o IC60° - M16x1,5o IC60° | 0009096 | |
| Double connector HP - DN8 - stainless steel | | |
| • G3/8o IC60° - M16x1,5o IC60° | 0009079 | on request |
| • G3/8o IC60° - G3/8o IC60° | 0009806 | |
| • G3/8o IC60° - M22x1,5o IC60° | 0009862 | |
| • G1/2o IC60° - G1/4o IC60° | 0009124 s | |
| • M16x1,5o IC60° - M16x1,5o IC60° - spanner w. 17 | 0009075 | |
| • M16x1,5o IC60° - M16x1,5o IC60° - spanner w. 19 | 0009808 | |
| • M16x1,5o IC60° - M16x1,5o IC60° - spanner w. 22 | 0009074 | |
| • M16x1,5o IC60° - G1/4 NPSMo IC60° | 0009078 | |
| Double connector HP - DN9 - stainless steel | | |
| • G3/8o IC60° - G1/2o IC60° | 0009081 | |
| Double connector HP - DN12 - stainless steel | | |
| • G3/4 NPTo - M22x1,5o IC60° | 0009877 | |

Other versions on request






Reducers

| Item | Item no. ¹ | Price |
|--|-----------------------|-------------------|
| Reducer HP - DN4 - stainless steel | | |
| • M16x1,5o IC60° - G1/4 SC | 1007024 | on request |
| Reducer HP - DN6 - stainless steel | | |
| • G1/4o IC24° TO8 - M16x1,5i SC | 1007016 | |
| • G1/4o IC24° TO8 - G3/8i SC | 1007021 | |
| • G1/4o IC60° - G1/4i | 1007063 s | |
| • G3/8o IC24° TO10 - M16x1,5 | 1007017 | |
| • G3/8o IC24° TO10 - G1/4i SC | 1007020 | |
| • G1/8o - G1/4i | 1007061 s | |
| • M16x1,5o IC24° TO10 - G1/4i SC | 1007014 | |
| • M16x1,5o IC60° - G1/4 NPSi | 1007095 | |
| • M16x1,5o IC60° - M20x1,5i SC | 1007018 | |
| Reducer HP - DN8 - stainless steel | | |
| • M16x1,5o IC24° TO10 - G3/8i SC | 1007015 | |
| • M18x1,5o - M16x1,5i | 1007019 | |
| Reducer HP - DN10 - stainless steel | | |
| • M22x1,5o IC60° - M16x1,5i | 1007037 | |
| Reducer HP - stainless steel | | |
| • M36x2o - G3/4i | 1007042 | |

Other versions on request



Double connectors • Adapters adjustable

| | Item | Item no. ¹ | Price |
|---|--|--|--------------------------|
|  | <p>Double connector HP - DN8 - adjustable locking nut - stainless steel</p> <ul style="list-style-type: none"> • M22x1,5 IC60° - M16x1,5o IC60° - 53 • M22x1,5 IC60° - G3/8o IC60° - 53 | <p>1007005 1007009</p> | |
|  | <ul style="list-style-type: none"> • M16x1,5o IC60° - M16x1,5o IC60° - 75 | <p>1007803</p> | |
|  | <ul style="list-style-type: none"> • M16x1,5o IC60° - M16x1,5o IC60° - 75 lateral connection G3/8i • M16x1,5o IC60° - M16x1,5o IC60° - 75 lateral connection G3/8i - G1/4i | <p>3142390 3142391 s</p> | |
|  | <p>Adapter HP - adjustable SN - stainless steel</p> <ul style="list-style-type: none"> • DN5 - G1/4o IC60° - SN G1/4 SC60° • DN5 - G1/4o IC60° - SN G3/8 SC60° • DN5 - G3/8o IC60° - SN G1/4 SC60° • DN8 - G3/8o IC60° - SN G3/8 SC60° • DN8 - G1/2o IC60° - SN G3/8 SC60° • DN11 - G1/2o IC60° - SN G1/2 SC60° | <p>0009895 s 0009937 s 0009916 s 0009894 s 0009902 s 0009939 s</p> | <p>on request</p> |
|  | <p>Adapter HD - 90° - adjustable SN - stainless steel</p> <ul style="list-style-type: none"> • DN6 - G1/4o IC60° - SN G1/4 SC60° • DN8 - G3/8o IC60° - SN G3/8 SC60° | <p>0009867 s 0009873 s</p> | |
|  | <p>Adapter HD - 90° - rigid - stainless steel</p> <ul style="list-style-type: none"> • DN6 - G1/4o IC60° - G1/4o IC60° • DN8 - G3/8o IC60° - G3/8o IC60° | <p>0009824 s 0009893 s</p> | |
| <p>Other versions on request</p> | | | |

SWIVEL JOINTS







Ball bearing swivel joints

| | Item | Item no. ¹ | Price |
|---|---|--|------------------------------|
|  | <p>Swivel joint - PN350 - DN4 - ball bearing mounted - stainless steel</p> <p>hose connection - spray gun connection</p> <ul style="list-style-type: none"> • M16x1,5o IC60° - M14x1,0o • M16x1,5o IC60° - M13x1,0o • M16x1,5o IC60° - G3/8i • G1/4o IC60° - M14x1,0o • G1/4o IC60° - SN G1/4 • G1/4o IC60° - G1/4o • G1/4o IC60° - G1/4i • G1/4o IC60° - SN G1/4 NPSM | <p>1030050</p> <p>1030051</p> <p>1030076</p> <p>1030052</p> <p>1030073</p> <p>1030075</p> <p>1030077</p> <p>1030099</p> | |
|  | <ul style="list-style-type: none"> • G1/4 NPSMo IC60° - M14x1,0 • G1/4 NPSMo IC60° - SN G1/4 NPSM SC60° • G1/4 NPSMo IC60° - G1/4 NPSMo • G1/4 NPSMo IC60° - G1/4 NPSMi | <p>1030093</p> <p>1030085</p> <p>1030091</p> <p>1030092</p> | <p>on request</p> |
|  | <p>Swivel joint - PN350 - DN6 - double ball bearing mounted - stainless steel</p> <ul style="list-style-type: none"> • G3/8o IC60° - G3/8o <p>Swivel joint - PN160 - DN25 - double ball bearing mounted - stainless steel (no fig.)</p> <ul style="list-style-type: none"> • G1o - G1o <p>Other versions on request</p> | <p>1030107</p> <p>1030180 s</p> | |

HOSES



HP-hoses • LP-hoses

| | Item | Item no. ¹ | Price |
|---|---|--|------------------------------|
|  | <p>HP-hose - textile - sealing cone - stainless steel</p> <ul style="list-style-type: none"> • PN260 - DN3 - 7,5m - 2x SN G1/4 NPS SC • PN260 - DN4 - 5,0m - 2x SN G1/4 SC • PN260 - DN4 - 7,5m - 2x SN M16x1,5 SC • PN260 - DN5 - 7,5m - 2x SN G1/4 SC • PN260 - DN6 - 5,0m - 2x SN G1/4 SC • PN260 - DN6 - 5,0m - 2x SN G3/8 SC • PN420 - DN10 - 10,0m - 2x SN M16x1,5 SC | <p>2300859 s 2300857 s 2300801 s 2300821 s 2300853 s 2300854 s 2300829 s</p> | |
|  | <p>Twin hose - textile - sealing cone - stainless steel PN270/10 - DN4/6</p> <ul style="list-style-type: none"> • 7,5m - 2x SN M16x1,5 SC - 2x SN G1/4 SC • 15,0m - 2x SN M16x1,5 SC - 2x SN G1/4 SC • 20,0m - 2x SN M16x1,5 SC - 2x SN G1/4 SC • 7,5m - 2x SN G1/4 NPS SC - 2x SN G1/4 SC | <p>2300806 s 2300807 s 2300805 s 2300889 s</p> | <p>on request</p> |
|  | <p>Return hose</p> <ul style="list-style-type: none"> • PN260 - DN8 - 1,0m - SN G3/8 SC - kink protection • PN20 - DN9 - 1,0m - SN G3/8 SC | <p>0036801 s 0036804 s</p> | |
|  | <p>Return hose - Spray-Pack</p> <ul style="list-style-type: none"> • PN20 - DN9 - 0,87m - SN G3/8 SC - 180° elbow | <p>0036802 s</p> | |
| <p>Other versions on request</p> | | | |

CLEANING MAINTENANCE



Cleaning • Maintenance

| | Item | Item no. ¹ | Price |
|--|--|------------------------|-------------------|
| | <p>Tip cleaning box, 11 pieces, flat brush, cleaning needles, circular brushes, special fluid, functional window box</p> | 0073812 s | |
| | <p>Tip cleaning flat brush plastic</p> | 0073811 s | |
| | <p>Tip cleaning needles, 12 pieces, size 10, plastic box</p> | 0073801 s | |
| | <p>Flushing valve - PN250 - DN10 - 3x G3/8i - stainless steel</p> <p>For easy switching from spraying to cleaning, compact design, double sided pressure while spraying with several spray guns</p> <p>Options: Actuator - pneumatic, single acting with magnetic valve - for flushing valve - PN250 - DN10 - 3x G3/8i (no fig.)</p> | 1019900 s | on request |
| | <p>Actuator - pneumatic, double acting with end position feedback - for flushing valve - PN250 - DN10 - 3x G3/8i (no fig.)</p> | 1019902 s | |
| | <p>Anti-freeze lubricant for air driven motors (no fig.) • 1000 ml</p> <p>Lubricant for piston pumps • 250 ml • 5000 ml (canister)</p> <p>Other versions on request</p> | 0999805 s | |
| | | 0999801 s 0999803 s | |

Our services are an essential part of our customer satisfaction.

**Excellent
accessibility**

**Just in time
spare parts
delivery**

**Solution focused
support**



**Short
response time**

**Product
trainings**

**Repairs from
our distributors**

Combine whatever you want!

With our modular system we are able to offer to you exactly the spray system you need. Another advantage is, that you can change or upgrade nearly every single part of the system. Giving you greater flexibility at lower costs, if you want to upgrade your spray system. You can receive perfect support from our specialist dealers and our direct support hotline.



INDIVIDUAL
CUSTOM
SOLUTIONS

MADE IN
GERMANY


STAINLESS
STEEL
VA




Spray-Packs

| Item | Item no. ¹ | Price | |
|---|---|------------|--|
| Spray-Pack consisting of: <ul style="list-style-type: none"> • Piston pump (incl. wall bracket, lubricant) • Double air regulator 0 - 10 bar • Suction cup 6L - plastic • Safety plate, hose and accessories | | | |
| • Spray-Pack 12-50 | 4301250 | | |
| • Spray-Pack 20-35 | 4302035 | | |
| • Spray-Pack 20-50 | 4302050 | | |
| • Spray-Pack 30-20 | 4303020 | | |
| • Spray-Pack 30-35 | 4303035 | | |
| • Spray-Pack 30-50 | 4303050 | | |
| • Spray-Pack 40-20 | 4304020 | | |
| • Spray-Pack 40-35 | 4304035 | | |
| • Spray-Pack 45-50 | 4304550 | | |
| • Spray-Pack 75-50 | 4307550 | | |
| • Spray-Pack 30-80 | 4303080 | | |
| • Spray-Pack 33-110 | 4333110 | | |
| Options for Spray-Packs: <ul style="list-style-type: none"> • Trolley „Standard“ • Suction cup 6L - stainless steel • Suction cup 6L - incl. agitator type AR 0,75Nm - 0,35kW • Check valve for suction cup 6L, 25L and 30L • Return hose PN20 - DN9 <ul style="list-style-type: none"> • 0,87m - SN G3/8 SC - 180° elbow • Twin hose - textile - PN270/10 - DN4/6 - stainless steel <ul style="list-style-type: none"> • 7,5m - 2x SN M16x1,5 SC - 2x SN G1/4 SC • 15,0m - 2x SN M16x1,5 SC - 2x SN G1/4 SC • HP-hose PN 260 - DN5 <ul style="list-style-type: none"> • 7,5m - 2x SN G1/4 SC • HP-filter PN500 - DN9 - 114 - BV 2x G3/8o IC60° - In/Out* • HP-filter insert - Ø 27 - 114 - 40 up to 530 µm* • Inline filter PN250 - M16x1,5o IC60° - lateral conn. G1/4i <ul style="list-style-type: none"> • Item no. 3130520 with swivel joint • Item no. 3130520 with ball valve • Plug in filter long for inline filter - 50 up to 300 µm* | 2005018 s 3141802 s 3141816 s 1028010 s 0036802 s 2300806 s 2300807 s 2300821 s page 47 page 48 3130520 s 3130540 s 3130560 s page 46 | on request | |
| Special options for Spray-Packs 30-80 and 33-110: <ul style="list-style-type: none"> • Trolley type 630 - lockable steering rollers (p. 20) • Suction cup 25L - stainless steel • Suction cup 30L - plastic | 2005060 s 3141829 s 3141823 s | | |
| For all Spray-Packs usable airless- and air-combi-spray guns (p. 54) and tips (p. 60) | | | |
| * as required | | | |

Double membrane pumps

| | Item | Item no. ¹ | Price |
|--|---|-----------------------|-------------------|
|  | <p>Double membrane pump corrosion-resistant version,</p> <ul style="list-style-type: none"> • Pressure ratio (i) 1:1 • Material pressure Pmax 8 bar • Fluid output (Q) 24 l/min • Input / output connection G1/2i • Air section = Aluminium / Bronze • Material section = Stainless steel / PTFE / PP <p>Delivery scope: Pump, control valve, manual</p> | 7000200 s | on request |
| | <p>Double membrane pump</p> <ul style="list-style-type: none"> • Pressure ratio (i) 1:1 • Material pressure Pmax 8 bar • Fluid output (Q) 24 l/min • Input / output connection G1/2i • Air section = Aluminium / Bronze • Material section = Aluminium / PTFE / PP <p>Delivery scope: Pump, control valve, manual</p> | 7000100 s | |

Barrel pumps

| | Item | Item no. ¹ | Price |
|---|---|-----------------------|-------------------|
|  | <p>Barrel pump - stainless steel - EPDM for G2 - i = 1:1 - G3/4 - 8 bar - 35 l/min for max. 200L container - incl. barrel screw conn.</p> | 4702040 s | |
| | <p>Barrel pump - stainless steel - EPDM for G2 - i = 3:1 - G1/2 - 24 bar - 24 l/min for max. 200L container - incl. barrel screw conn.</p> | 4702041 s | |
| | <p>Barrel pump - steel - NBR for G2 - i = 5:1 - G1/2 - 40 bar - 15 l/min for max. 60L container - incl. barrel screw conn.</p> | 4702035 s | on request |
| | <p>Barrel screw connection - G2 - PP</p> <p>Other versions on request</p> | 4702036 s | |

B BASIC LINE

- Low material volume
- Small series finishing
- Fast change of material
- Airless or Air-Combi



30-20

IBK price
advantage

S SPRAY-PACK LINE

- Optimized material consumption
- Reduced cleaning fluid needed
- Direct filling with suction cup
- Airless or Air-Combi



40-35

Approved
IBK quality

A ADVANCE LINE

- Medium material volume
- Up to 30L material container
- Integrated elevator, manual
- Airless or Air-Combi



30-50

45-80



MASTER LINE

- Medium to high material volume
- Pneumatic elevator, easy material changing
- ECO-LINE agitator, 85% energy saving
- Airless or Air-Combi

Ready for use systems

75-160



HEAVY LINE

- High material volume
- High pressure application
- High viscosity
- Airless spray system

Perfectly configured

63-320



EXTREME LINE

- Mobile system for massive corrosion protection e.g. offshore, steel- and machine-manufacturing
- Airless spray system

Basic Line Airless



B BASIC
LINE
A 30-20

Consisting of:

- Piston pump 30-20 incl. wall bracket and lubricant
- Air regulator - manometer - 0 up to 10 bar - 7,2 plug - G3/8o
- Inline filter PN250 - 2x M16x1,5o - lateral connection G1/4i * (p. 46)
- Plug in filter long - 50 up to 300µm * (p. 46)
- Suction tube Ø 22 - 420 - SN M36x2 SC60° - SF * (p. 25)
- HP-hose PN260 - DN4 - 7,5m - 2x SN M16x1,5 SC * (p. 68)
- Airless spray gun IBK T245 - PN250 - incl. tip holder * (p. 54)
- Reversible tip * (p. 60)
- Bracket „Light version“ - P20 up to P50

* as required



Item no.

Price

8003020

on request

Basic Line Air-Combi



B BASIC
LINE
AC 30-20

Consisting of:

- Piston pump 30-20 incl. wall bracket and lubricant
- Twin air regulator - 2 manometers - 10 bar - 7,2 plug - G3/8o - G1/4o IC60°
- Inline filter PN250 - 2x M16x1,5o - lateral connection G1/4i * (p. 46)
- Plug in filter long - 50 up to 300µm * (p. 46)
- Suction tube Ø 22 - 420 - SN M36x2 SC60° - SF * (p. 25)
- Twin hose PN270/10 - DN4/6 - 7,5m - 2x SN M16x1,5 SC / G1/4 SC * (p. 68)
- Air-Combi spray gun IBK 5000 - PN250 - swivel joint - filter short - connections * (p. 54)
- Air-Combi tip SAC * (p. 60)
- Bracket „Light version“ - P20 up to P50

* as required



Item no.

Price

8013020

on request

Spray-Pack Line Airless

Consisting of:

- Spray-Pack 40-35
- HP-filter PN500 - DN9 - 114 - BV 2x G3/8o IC60° - In/Out * (p. 47)
- Filter insert Ø 27 - 114 - 40 up to 530 µm * (p. 48)
- HP-hose PN 260 - DN4 - 7,5m - 2x SN M16x1,5 SC * (p. 68)
- Return hose PN20 - DN9 - 0,87m - SN G3/8 SC - 180° elbow
- Airless spray gun IBK T245 - PN250 - incl. tip holder * (p. 54)
- Reversible tip * (p. 60)
- Trolley „Standard“

* as required



Item no.

Price

8104035

on request

Spray-Pack Line Air-Combi

Consisting of:

- Spray-Pack 40-35
- HP-filter PN500 - DN9 - 114 - BV 2x G3/8o IC60° - In/Out * (p. 47)
- Filter insert Ø 27 - 114 - 40 up to 530 µm * (p. 48)
- Twin hose PN 270/10 - DN4/6 - 7,5m - 2x SN M16x1,5 SC / G1/4 SC * (p. 68)
- Return hose PN20 - DN9 - 0,87m - SN G3/8 SC - 180° elbow
- Air-Combi spray gun IBK 5000 - PN250 - swivel joint - filter short - connections * (p. 54)
- Air-Combi tip SAC * (p. 60)
- Trolley „Standard“

* as required



Item no.

Price

8114035

on request

Advance Line Airless



ADVANCE
ALINE
A 30-50

Consisting of:

- Piston pump 30-50 incl. wall bracket and lubricant
- Air regulator - manometer - 0 up to 10 bar - 7,2 plug - G3/8o
- HP-filter PN500 - DN9 - 114 - BV 2x G3/8o IC60° - In/Out * (p. 47)
- Filter insert Ø 27 - 114 - 40 up to 530µm * (p. 48)
- Suction tube Ø 22 - 420 - SN M36x2 SC60° - SF * (p. 25)
- HP-hose PN260 - DN4 - 7,5m - 2x SN M16x1,5 SC * (p. 68)
- Airless spray gun IBK T245 - PN250 - incl. tip holder * (p. 54)
- Reversible tip TR93R * (p. 60)
- Manual elevator - mobile - 25kg - 480 stroke

* as required



Item no.

Price

8203050

on request

Advance Line Air-Combi



ADVANCE
ALINE
AC 30-50

Consisting of:

- Piston pump 30-50 incl. wall bracket and lubricant
- Twin air regulator - 2 manometers - 10 bar - 7,2 plug - G3/8o - G1/4o IC60°
- HP-filter PN500 - DN9 - 114 - BV 2x G3/8o IC60° - In/Out * (p. 47)
- Filter insert Ø 27 - 114 - 40 up to 530µm * (p. 48)
- Suction tube Ø 22 - 420 - SN M36x2 SC60° - SF * (p. 25)
- Twin hose PN270/10 - DN4/6 - 7,5m - 2x SN M16x1,5 SC / G1/4 SC * (p. 68)
- Air-Combi spray gun IBK 5000 - PN250 - swivel joint - filter short - connections * (p. 54)
- Air-Combi tip SAC * (p. 60)
- Manual elevator - mobile - 25kg - 480 stroke

* as required



Item no.

Price

8213050

on request

Master Line Airless

MASTER LINE A 45-80

Consisting of:

- Piston pump 45-80 incl. wall bracket and lubricant
- Air regulator - manometer - 0 up to 10 bar - 7,2 plug - G3/8o
- HP-filter PN500 - DN9 - 114 - BV 2x G3/8o IC60° - In/Out * (p. 47)
- Filter insert Ø 27 - 114 - 40 up to 530 µm * (p. 48)
- Suction tube Ø 22 - 420 - SN M36x2 SC60° - SF * (p. 46)
- HP-hose PN 260 - DN4 - 7,5m - 2x SN M16x1,5 SC * (p. 68)
- Airless spray gun IBK T245 - PN250 - incl. tip holder * (p. 54)
- Reversible tip TR93R * (p. 60)
- Container lid 30L - foldable - Ø 350 - 80 - Ø 55 - Ø 28,5 - G3/8i - mounting
- ECO-Line agitator type 3Nm, Ø 14 - Ø 16, Ø 16 - 300, VS Ø 125 - Ø 16 CW - Ø 80 - HN Ø 100 - 4x M5
- Mounting plate P20 up to P110 - container lid
- Pneumatic elevator incl. safety control - mobile - 50kg - 425 stroke

* as required



Item no.

Price

8304580

on request



Master Line Air-Combi

MASTER LINE AC 45-80

Consisting of:

- Piston pump 45-80 incl. wall bracket and lubricant
- Twin air regulator - 2 manometers - 10 bar - 7,2 plug - G3/8o - G1/4o IC
- HP-filter PN500 - DN9 - 114 - BV 2x G3/8o IC60° - In/Out * (p. 47)
- Filter insert Ø 27 - 114 - 40 up to 530 µm * (p. 48)
- Suction tube Ø 22 - 420 - SN M36x2 SC60° - SF * (p. 46)
- Twin hose PN 270/10 - DN4/6 - 7,5m - 2x SN M16x1,5 SC / G1/4 SC * (p. 68)
- Air-Combi spray gun IBK 5000 - PN250 - swivel joint - filter short - connections * (p. 54)
- Air-Combi tip SAC * (p. 60)
- Container lid 30L - foldable - Ø 350 - 80 - Ø 55 - Ø 28,5 - G3/8i - mounting
- ECO-Line agitator type 3Nm, Ø 14 - Ø 16, Ø 16 - 300, VS Ø 125 - Ø 16 CW - Ø 80 - HN Ø 100 - 4x M5
- Mounting plate P20 up to P110 - container lid
- Pneumatic elevator incl. safety control - mobile - 50kg - 425 stroke

* as required



Item no.

Price

8314580

on request



Heavy Line Airless



HEAVY LINE

A 75-160

Consisting of:

- Piston pump 75-160 incl. wall bracket and lubricant
- Air regulator - manometer - 0 up to 12 bar - 2x G1i
- HP-filter PN500 - DN9 - 114 - BV 2x G3/8o 1C60° - In/Out * (p. 47)
- Filter insert Ø 27 - 114 - 40 up to 530µm * (p. 48)
- Suction hose DN25 - 1,7m - SN M36x2 SC60° - 90° - 900 - 90° - SF * (p. 26)
- HP-hose PN420 - DN10 - 10m - 2x SN M16x1,5 SC * (p. 68)
- Airless spray gun IBK T480 - PN500 - incl. tip holder * (p. 54)
- 1 1/16" Reversible tip PN500 * (p. 60)
- Trolley „Type 630"

* as required



Item no.

Price

8475160

on request



Extreme Line Airless

- Consisting of:
- Piston pump 63-320 incl. wall bracket and lubricant
 - Air regulator - manometer - 0 up to 12 bar - 2x G1i
 - HP-filter PN500 - DN9 - 114 - BV 2x G3/8o IC60° - In/Out * (p. 47)
 - Filter insert Ø 27 - 114 - 40 up to 530µm * (p. 48)
 - Suction hose DN25 - 1,7m - SN M36x2 SC60° - 90° - 900 - 90° - SF * (p. 26)
 - HP-hose PN420 - DN10 - 10m - 2x SN M16x1,5 SC * (p. 68)
 - Airless spray gun IBK T480 - PN500 - incl. tip holder * (p. 54)
 - Reversible tip TR93R * (p. 60)
 - Trolley „Type 630“

* as required





| Item no. | Price |
|----------|-------------------|
| 8563320 | on request |



Individual concepts for 2K/3K spray systems for complex requirements.
We can gladly advise you about the possibilities for your business.

For example fully digital controlled with extensive data saving and data read out functions





Marine & Offshore

Certificate number: SMS.W.II./27643/03/C.0

www.veristar.com

**RECOGNITION FOR
BV MODE II SCHEME**

Ingenieur-Büro Kötter GmbH
Sprockhövel - GERMANY

Summary of the range of the recognition which is detailed in the subsequent page(s):

Production of turning, milling and laser cutting parts from bars and plates.
Material: Carbon-, low alloy, alloy, stainless steel, copper, bronze
and special alloy.

This certificate is issued to attest that Bureau Veritas Marine & Offshore has performed, at the above company's request and in compliance with the requirements of NR320, a satisfactory assessment of the manufacturing facilities and associated quality procedures related to the range of the recognition.

This certificate will expire on: 22 Aug 2024

For BUREAU VERITAS,
At BV ESSEN, on 23 Feb 2021,
Joachim Altmeyen



This certificate remains valid until the date stated above, unless cancelled or revoked, provided the conditions indicated in the subsequent page(s) are complied with. This certificate is issued within the scope of the General Conditions of Bureau Veritas Marine & Offshore available on the internet site www.veristar.com. Any Person not a party to the contract pursuant to which this document is delivered may not assert a claim against Bureau Veritas Marine & Offshore for any liability arising out of errors or omissions which may be contained in said document, or for errors of judgement, fault or negligence committed by personnel of the Society or of its Agents in establishment or issuance of this document, and in connection with any activities for which it may provide.

The electronic version is available at: <http://www.veristamb.com/veristamb/jsp/viewPublicPdfRecognition.jsp?id=ddc8ltjen>

BV Mod. Ad.E 697 June 2017

This certificate consists of 2 page(s)

1. General information

All our deliveries, services and offers are based exclusively on these terms and conditions. They also apply to all future contracts, orders and other services, even if they are not explicitly agreed anew. Deviating terms – also in other general terms and conditions – only apply if they are legally mandatory or have been explicitly agreed with us. Any objection by our contracting partner in reference to their own terms and conditions is hereby refuted.

2. Offer, order and contract conclusion

- 2.1 We are bound to our offers for 2 weeks, unless a different period is stated or the offer is indicated as "non-binding".
- 2.2 Spoken or telephone orders, agreements, addendums, amendments and/or subsidiary agreements are only valid if confirmed in writing.
- 2.3 The contract content is in the following order: (1) the content of an individual contract signed by both contracting parties, (2) the spoken agreements confirmed in writing made during or before contract conclusion, (3) our written order confirmation, (4) our offer/order letter with all documents (e.g. service descriptions, drawings, sketches), (5) these general contract conditions, (6) the specifications in our latest sales documents regarding material descriptions, raw materials, aids, equipment, production processes etc.
- 2.4 Our stated measurements and specification descriptions are binding. Later changes entitle us to extend the delivery periods accordingly and to request additional recompense for any extra costs incurred by the changes.

3. Prices

Our prices are fixed prices. Freight, packaging and freight insurance premiums are additional. If the VAT rate changes, we are entitled to adjust the price accordingly.

4. Delivery and services

- 4.1 Delivery periods or schedules that are not explicitly stated as binding or confirmed are approximate periods and schedules. Binding/fixed schedules are extended appropriately under the conditions of clause 2.4.
- 4.2 If we cannot perform on time for reasons for which we are not responsible, we are free from our fulfilment obligations for as long as these circumstances last. This applies in particular for faulty supplies of raw materials, aids and equipment, machine damage, operational or transport disruptions, force majeure, strikes and official measures. The delivery periods are extended accordingly, unless a later delivery is not feasible for our contracting partner or they entitle us to withdraw from the contract.

5. Payments

- 5.1 Our invoices are due for payment within 30 days (net without deductions), for payments within 8 days from the invoice date a 2% discount can be deducted. Any supplementary transaction charges are borne by the payer.
- 5.2 As from the due date, the amount in arrears shall be charged with standard bank interest.
- 5.3 It is only possible to offset against our claims or for the right of retention to be exerted in case of undisputed or legally confirmed counterclaims.

6. Deliveries

- 6.1 If the contractor has taken over the shipment (obligation to send), the risk of coincidental damage or destruction passes over to the contractee as soon as the delivery leaves the plant/warehouse, even if freight paid delivery is agreed.
- 6.2 If delivery items cannot be sent or not in time after manufacturing due to circumstances for which the contractee is responsible, the risk of coincidental damage or destruction passes over to the contractee from the point in time when the notice of dispatch readiness was sent.
- 6.3 With the arrival of the delivery vehicle at the destination and readiness for unloading, the shipment duty of the contractor is fulfilled; the goods are unloaded and stored at the expense and risk of the contractee.

7. Reservation of title

- 7.1 Supplied goods remain our property until they are paid for in full – for deliveries to fully-qualified traders until the fulfilment of all obligations pertaining to the business relationship. If the goods are resold in line with proper business management, the following extended reservation of title applies: with the resale, our contractee assigns all claims including all claims from their extended reservation of title towards their

customers/buyers to us. We accept this assignment.

- 7.2 In case of payment arrears, we are entitled to demand the return of the goods. If the contractee does not return the goods to us within a reasonable deadline, we are entitled to seize the goods and to access the warehouse or other premises of the contractee. The same applies if the contractee interferes impermissibly with the goods supplied under reservation of title and especially does not sell them through legitimate business channels.
- 7.3 The contractee is obliged not to dispose elsewhere of the assigned claims – including through the extended reservation of title. In case of seizures, confiscations or other disposals/access by third parties regarding the supplied goods or the assigned claims, the contractor must inform us immediately.

8. Obligation to inspect and give notice of defects

- 8.1 The contractee shall inspect the goods supplied by us as soon as possible after delivery
 - 8.1.1 and give immediate written notice of evident defects and transport damage, at the latest within a limitation period of 3 working days
 - 8.1.2 as well as notify concealed defects in writing within the limitation period.
- 8.2 Before the contractee process the supplied/manufactured goods further, especially installs them in other products, they must test a suitable number of items as to whether they conform to the properties agreed in the contract and, in case there is any doubt, inform us immediately in writing. We must be given the opportunity to check the test result in order to take suitable measures. The purpose is to prevent consequential damages and/or product liability claims from customers or the customers of contractee customers.
- 8.3 If the supplied goods or those in which the supplied goods are installed are to be exported abroad – especially outside of the EU – the obligation to inspect and give notice of defects of the contractee also extends to all properties and regulations that could trigger product liability abroad.
- 8.4 After expiry of the limitation period of 6 months, notification of defects is excluded.

9. Warranty

- 9.1 We offer a warranty through repair or a replacement, at our discretion. If we fail to provide a repair or replacement, the contractee can request the annulment of the contract.
- 9.2 Further claims, especially damage compensation due to non-fulfilment or consequential damages, are excluded, unless they are caused by the intent or gross negligence of the contractor.
- 9.3 Consequential damages are excluded in particular if the contractee processes supplied parts further or has installed them in other machines/products without checking beforehand whether the supplied items are suitable to be installed/processed further or have the properties set out in the contract, or without informing us in case of doubt, cf. clause 8.3.
- 9.4 We are entitled to refuse any warranty or damage compensation claims if the contractee or third parties have modified the supplied items of their own accord, repaired them or otherwise interfered with them. This does not apply if we have not met our obligations for repair or replacement after expiry of a suitable deadline.
- 9.5 If operating instructions are supplied, the warranty conditions stated therein apply.

10. Indemnity against liability

In our internal relationship, the contractee indemnifies us as the contractor against any third-party claims, also and especially damage compensation claims by end users or customers regarding the supplied, resold and/or installed products in relation to product liability. This also applies to consequential damages that a customer of the contractee or a customer of a customer of the contractee claims.

11. Severability clause

If individual clauses are or become invalid, this does not affect the validity of the remaining clauses. The General Terms and Conditions of the company Ingenieur-Büro Kotter GmbH otherwise remain in effect and the invalid clause is to be replaced with a permissible clause that comes the closest to the purpose of the contract.

12. Place of fulfilment, place of jurisdiction

- 12.1 The place of fulfilment is 45549 Sprockhövel.
- 12.2 The place of jurisdiction, depending on the dispute, is the District Court Hattingen/Regional Court Essen. The law of the Federal Republic of Germany applies.

| | |
|------------------------|--|
| Measurements | All sizes without size indication in mm |
| | L = Length |
| | W = Width |
| | H = Height |
| Thread shortcuts | i = Inner / female thread (after measurement) |
| | o = Outer / male thread (after measurement) |
| | IC = Inner cone (after measurements, declaration in angle °) |
| | SC = Sealing cone (after measurement, declaration in angle °) |
| | SN = Swivel nut (ahead measurement) |
| AA-Spray guns • Valves | LN = Locking nut / back nut |
| | NN = Nozzle nut (socket for nozzle) |
| Agitators | ID = Insert diameter (for foldable stirring elements) |
| | AB = Agitator blade angled |
| | AD = Agitator disc |
| | ADF = Agitator disc foldable |
| | SP = Stirring paddle |
| | SPG = Stirring paddle with guard |
| | VS = Vortex spiral |
| | VSG = Vortex spiral with guard |
| Terms | BV = Ball valve |
| | CCW = Counter clockwise (view: motor > stirring element) |
| | CV = Check valve |
| | CW = Clockwise (view: motor > stirring element) |
| | DM = Diameter (in mm) |
| | GLY = Glycerin |
| | HM = Hardened metal |
| | HN = Hole pattern |
| | HP = High pressure (standard max. 250bar) |
| | LP = Low pressure (standard max. 20bar) |
| | NP = Nominal pressure (in bar) |
| | OP = Opening pressure (in bar) |
| | SF = Suction filter (filter grade in µm or mesh) |
| | TO = Tube - outer diameter |
| General marks | conn. = connection |
| | incl. = inclusive |
| | no fig. = without picture |